


Technical data

combi-steamer Nano 5.05 Touch



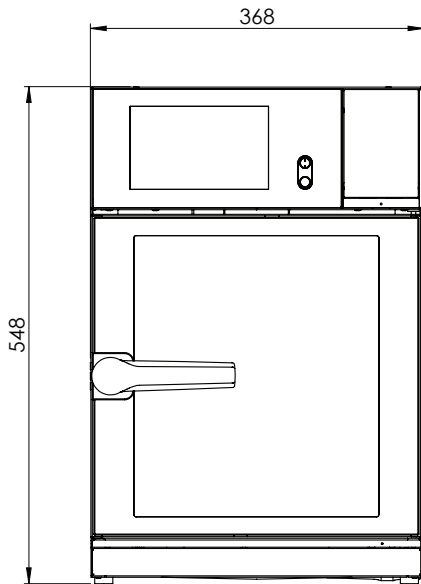
Dimensions and weights		
Width		
including packaging	[mm]	400
excluding packaging	[mm]	370
Depth		
including packaging	[mm]	670
excluding packaging	[mm]	595
Height		
including packaging	[mm]	600
excluding packaging	[mm]	550
Weight		
including packaging	[kg]	≈ 37,5
excluding packaging	[kg]	≈ 29
Safety / installation* clearances		
rear	[mm]	70
right	[mm]	10
left	[mm]	10
top	[mm]	300
<i>* left or right door easy to change at location</i>		
Electrical connected load rating / heat-output		
230VAC 50/60 Hz (1/N/PE)		
total connected load	[kW]	2,9
total current	[A]	13
fuse	[A]	16
connection cable with plug 1,5 m (included)	[mm ²]	3 x 2,5
Heat-output		
latent heat	[kJ/h]	1060 (0,3 kW)
sensible - observable heat	[kJ/h]	1100 (0,31 kW)

Water		
Capacity		
fresh water reservoir	[L]	1,8**
waste water reservoir	[L]	1,7**
** fixed water supply / drain possible		
Water quality		
general requirements	drinking water***	
water filter system	Devapo filter C50	
*** 4-7°dH (70-125 ppm / 5-9°e / 7-13°TH) / 5-9°C (Max. 40°C)		
Values		
temperature (T)	[°C]	250
noise emission (measured)	[dBA]	≤ 66
Capacity		
Quantity / shelf spacing		
1/2 GN -40 mm	[Stk]	5 [mm] 50
1/2 GN -50 mm	[Stk]	4 [mm] 68
1/2 GN -65 mm	[Stk]	3 [mm] 85
Specification		
degree of protection	IPX3	
approval mark	CE	

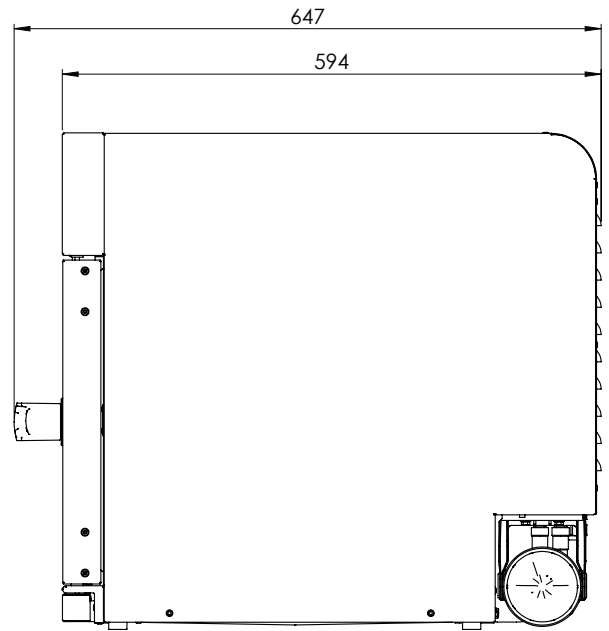
Technical data

combi-steamer Nano 5.05 Touch

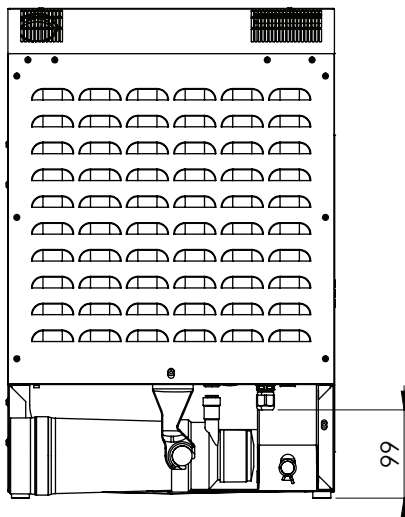
Front view



Side view



Back



View from above with wall clearances

