

PRICE LIST

Prices valid from 1st February 2023



PALUX FunctionLine - Electric	6
PALUX FunctionLine Overview	6
PALUX FunctionLine - Gas	9
PALUX FunctionLine - Infill table	9
Single-Pan Deep Fat Fryer	11
Single-Pan Deep Fat Fryer with electronic control Plus	11
Single-Pan Deep Fat Fryer with electronic control Plus, filter system and folding door	12
Single-Pan Deep Fat Fryer with electronic control Plus, filter system, oil pump and folding door	13
Single-Pan Deep Fat Fryer with electronic control Plus, filter system, basket lift and folding door	14
Single-Pan Deep Fat Fryer with electronic control Plus, filter system, oil pump, basket lift and folding door	15
Dual-Pan Deep Fat Fryer	16
Dual-Pan Deep Fat Fryer with electronic control Plus	16
Dual-Pan Deep Fat Fryer with electronic control Plus, filter system and folding door	17
Dual-Pan Deep Fat Fryer with electronic control Plus, filter system, oil pump and folding door	18
Dual-Pan Deep Fat Fryer with electronic control Plus, filter system, basket lift and folding door	19
Dual-Pan Deep Fat Fryer with electronic control Plus, filter system, oil pump, basket lift and folding door ..	20
Chip Scuttle GN 1/1	20
Bain Marie GN 1/1	21
Bain Marie GN 1/1 with water supply	21
Bain Marie GN 2/1	21
Bain Marie GN 2/1 with water supply	21
Cooker GN 1/1	22
Cooker GN 1/1 with manual water supply	22
Cooker GN 1/1 with top-mounted electric-heater	22
Pasta Cooker GN 1/1	23
Pasta Cooker GN 1/1 with 2 automatic lifting baskets	24
Pasta cooker GN 1/1 with 4 automatic lifting baskets	24

Pan 400	25
Pan 600	25
Pan 800 CC	26
Pan 800 SC	26
Grill Pan 600	27
Pan M	27
Pan 800 plus	28
Pan 800 plus W	28
Kettle	29
Griddle Plate 400	30
Griddle Plate 600	30
Steak grill 400 with drainage downwards	31
Steak grill 600 with drainage downwards	31
Steak grill 800 with drainage downwards	31
Hot Plate 600	32
Hot Plate 800	32
Hot Plate 800 with oven GN 1 1/2	32
CNS Range 600	33
CNS Range 800	33
CNS Range 800 with oven GN 1 1/2	33
Ceramic Range 400	34
Ceramic Range 800	34
Ceramic Range 800 with oven GN 1 1/2	34
Induction Pan 600	35
Induction Wok	35
Induction Range 400	36
Induction Range 400 plus	36

Induction Range 800	37
Induction Range 800 plus	37
Induction Range 800 duo plus	38
Induction Range 800 crosswise	38
Gas Pan 600	39
Gas Grill Pan 600	39
Gas Hot Plate 800	40
Gas Grill - drop-in module	40
Gas Lava Stone Grill - drop-in module	40
2-Burner Gas Range	41
4-Burner Gas Range	41
4-Burner Gas Range with Oven GN 1 1/2	41
Infill table	42
Infill table 200 as installation compartment	42
Infill table 400 as installation compartment	42
Infill table 600 as installation compartment	42
Infill table with open base cabinet	43
Infill table with folding door	44
Infill table with 2 drawers	44
Infill table with 3 drawers	45
Infill table with 7 supports for GN 1/1	45
Infill table as heated cabinet with folding doors	45
Infill table as heated cabinet with sliding doors	45
Feet (2 pieces) on cross member, Height 150 mm	45
Rear panel, removable	45
Work plate	45
Accessories Deep Fat Fryer	46

Optional Equipment Fat-Filter-Pump System	46
Accessories Chip Scuttle	46
Accessories Cooker	46
Accessories Pasta Cooker	47
Accessories Kettle	47
Accessories Steak grill	47
Accessories Pan / Grill Pan / Griddle Plate / Gas Pan / Gas Grill Pan	47
Accessories CNS Range	48
Accessories Induction Wok	48
Accessories Baking Oven	48
Accessories Gas Appliances	48
Accessories for infill table as installation compartment and hinged door	48
Lateral side part	49
Side panel	50
Folding door	50
Optional feature - Mobile Base Cabinet	50
Connecting plug and cable	50
Adapter board	51
Handrail	51
Foot	51
Energy management system / Plinth panel / Appliance connection	51
Support for mixer	52
Board on Column	53
Splash guard	54
Partition wall	54
Accessories Line Assembly	55
Accessories Block Assembly	56
Measures for installation on feet	57
Measures for installation on plinth	57
Measures for block installation	58
Measures for installation	59
Heat Emission - Electric	61
PALUX FunctionLine - Heat Emission	61
Heat Emission - Gas	63
Heat Emission - Infill tables as heated cabinet	63

PALUX FunctionLine - Electric

Designation	Length	Art. No.	kW	Voltage	Price EUR
Single-Pan Deep Fat Fryer	400	829196	8,0	400 V 3N	
Single-Pan Deep Fat Fryer with electronic control Plus	400	880071	8,0	400 V 3	
Single-Pan Deep Fat Fryer with electronic control Plus, filter system and folding door (door hinging right)	400	880060	8,0	400 V 3	
Single-Pan Deep Fat Fryer with electronic control Plus, filter system and folding door (door hinging left)	400	880155	8,0	400 V 3	
Single-Pan Deep Fat Fryer with electronic control Plus, filter system, oil pump and folding door (door hinging right)	400	884863	8,0	400 V 3	
Single-Pan Deep Fat Fryer with electronic control Plus, filter system, oil pump and folding door (door hinging left)	400	884864	8,0	400 V 3	
Single-Pan Deep Fat Fryer with electronic control Plus, filter system, basket lift and folding door (door hinging right)	400	880061	8,0	400 V 3	
Single-Pan Deep Fat Fryer with electronic control Plus, filter system, basket lift and folding door (door hinging left)	400	880156	8,0	400 V 3	
Single-Pan Deep Fat Fryer with electronic control Plus, filter system, oil pump, basket lift and folding door (door hinging right)	400	880062	8,0	400 V 3	
Single-Pan Deep Fat Fryer with electronic control Plus, filter system, oil pump, basket lift and folding door (door hinging left)	400	880157	8,0	400 V 3	
Dual-Pan Deep Fat Fryer	600	829218	2x 8,0	400 V 3N	
Dual-Pan Deep Fat Fryer with electronic control Plus	600	880070	2x 8,0	400 V 3	
Dual-Pan Deep Fat Fryer with electronic control Plus, filter system and folding door (door hinging right)	600	880063	2x 8,0	400 V 3	
Dual-Pan Deep Fat Fryer with electronic control Plus, filter system and folding door (door hinging left)	600	880162	2x 8,0	400 V 3	
Dual-Pan Deep Fat Fryer with electronic control Plus, filter system, oil pump and folding door (door hinging right)	600	884865	2x 8,0	400 V 3	
Dual-Pan Deep Fat Fryer with electronic control Plus, filter system, oil pump and folding door (door hinging left)	600	884866	2x 8,0	400 V 3	

Designation	Length	Art. No.	kW	Voltage	Price EUR
Dual-Pan Deep Fat Fryer with electronic control Plus, filter system, basket lift and folding door (door hinging right)	600	880064	2x 8,0	400 V 3	
Dual-Pan Deep Fat Fryer with electronic control Plus, filter system, basket lift and folding door (door hinging left)	600	880163	2x 8,0	400 V 3	
Dual-Pan Deep Fat Fryer with electronic control Plus, filter system, basket lift, oil pump and folding door (door hinging right)	600	880065	2x 8,0	400 V 3	
Dual-Pan Deep Fat Fryer with electronic control Plus, filter system, basket lift, oil pump and folding door (door hinging left)	600	880164	2x 8,0	400 V 3	
Chip Scuttle	400	829226	0,6	230 V 1N	
Bain-Marie GN 1/1	400	829153	2,0	230 V 1N	
Bain-Marie GN 1/1 with water supply	400	879894	2,0	230 V 1N	
Bain-Marie GN 2/1	800	829188	4,0	400 V 3N	
Bain-Marie GN 2/1 with water supply	800	879895	4,0	400 V 3N	
Cooker GN 1/1	400	828874	7,0	400 V 3N	
Cooker GN 1/1 with manual water supply	400	892401	7,0	400 V 3N	
Cooker GN 1/1 with top-mounted electric heater	400	828882	7,6	400 V 3N	
Pasta Cooker GN 1/1 drainage downwards	400	949957	7,0	400 V 3N	
Pasta Cooker GN 1/1 fixed waste water connection	400	949965	7,0	400 V 3N	
Pasta Cooker GN 1/1 with 2 automatic lifting baskets	600	956899	7,0	400 V 3N	
Pasta Cooker GN 1/1 with 4 automatic lifting baskets	600	956902	7,0	400 V 3N	
Pan 400 with 1 heating zone and copper plate	400	829129	4,8	400 V 3N	
Pan 600 with 2 heating zones and copper plate	600	829145	7,0	400 V 3N	
Pan 800 CC with 3 heating zones and copper core	800	879140	10,5	400 V 3N	
Pan 800 SC with 3 heating zones and steel core	800	880125	10,5	400 V 3N	
Grill Pan 600	600	829307	10,0	400 V 3N	
Pan M	600	882739	10,0	400 V 3N	

Designation	Length	Art. No.	kW	Voltage	Price EUR
Pan 800 plus	800	941646	13,5	400 V 3N	
Pan 800 plus W	800	942251	13,5	400 V 3N	
Kettle	800	880780	18,6	400 V 3N	
Griddle Plate 400	400	882757	4,8	400 V 3N	
Griddle Plate 600	600	882862	7,0	400 V 3N	
Steak Grill 400 drainage downwards	400	884491	3,6	230 V 1N	
Steak Grill 600 drainage downwards	600	884492	5,0	400 V 2N	
Steak Grill 800 drainage downwards	800	888578	8,3	400 V 3N	
Hot Plate 600	600	832200	7,0	400 V 3N	
Hot Plate 800	800	832219	2x 7,0	400 V 3N	
Hot Plate 800 with oven GN 1 1/2	800	833134	2x 7,0 4,6	400 V 3N	
CNS Range 600	600	829234	7,0	400 V 3N	
CNS Range 800	800	829242	2x 7,0	400 V 3N	
CNS Range 800 with oven GN 1 1/2	800	833126	2x 7,0 4,6	400 V 3N	
Ceramic Range 400	400	829250	7,0	400 V 3N	
Ceramic Range 800	800	829269	2x 7,0	400 V 3N	
Ceramic Range 800 with oven GN 1 1/2	800	833142	2x 7,0 4,6	400 V 3N	
Induction Pan 600	600	876491	8,0	400 V 3	
Induction Wok	400	877572	5,0	400 V 3N	

Designation	Length	Art. No.	kW	Voltage	Price EUR
Induction Range 400	400	877567	10,0	400 V 3	
Induction Range 400 plus	400	884255	14,0	400 V 3	
Induction Range 800	800	877568	20,0	400 V 3	
Induction Range 800 plus	800	877570	10,0 +14,0	400 V 3	
Induction Range 800 duo plus	800	888931	2x 14,0	400 V 3	
Induction Range 800 crosswise	800	877571	10,0	400 V 3	

PALUX FunctionLine - Gas

Designation	Length	Art. No.	kW	Gas	Price EUR
Gas Pan 600	600	836656	10,0	natural gas E	
Gas Grill Pan 600	600	884505	10,0	natural gas E	
Gas Hot Plate 800	800	836737	12,0	natural gas E	
Gas Grill - drop-in module	600	886841	10,3	natural gas E	
Gas Lava Stone Grill - drop-in module	600	886842	10,3	natural gas E	
2-Burner Gas Range	400	800511	12,0	natural gas E	
4-Burner Gas Range	800	800945	24,0	natural gas E	
4-Burner Gas Range with oven GN 1 1/2	800	800740	24,0 4,6	natural gas E 400 V 3N	

PALUX FunctionLine - Infill table

Designation	Length	Art. No.	Product code	Price EUR
Infill table with drawer GN 1/1 / open base cabinet	400	829293		
Infill table 200 as installation compartment, removable front panel	200	889767	FL-ELUIB0264	
Infill table 400 as installation compartment, door hinging left	400	889769	FL-ELUIF0464L	
Infill table 400 as installation compartment, door hinging right	400	889770	FL-ELUIF0464R	
Infill table 600 as installation compartment, door hinging left	600	889771	FL-ELUIF0664L	
Infill table 600 as installation compartment, door hinging right	600	889772	FL-ELUIF0664R	

Designation	Length	Art. No.	Product code	Price EUR
Infill table with open base cabinet	300	885540	FL-ELUOS0364	
Infill table with open base cabinet	400	885542	FL-ELUOS0464	
Infill table with open base cabinet	600	885543	FL-ELUOS0664	
Infill table with open base cabinet	800	885544	FL-ELUOS0864	
Infill table with open base cabinet	1000	885545	FL-ELUOS1064	
Infill table with open base cabinet	1200	885546	FL-ELUOS1264	
Infill table with folding door (door hinging left)	400	885547	FL-ELUFT0464L	
Infill table with folding door (door hinging right)	400	885548	FL-ELUFT0464R	
Infill table with folding door (door hinging left)	600	885549	FL-ELUFT0664L	
Infill table with folding door (door hinging right)	600	885550	FL-ELUFT0664R	
Infill table with folding doors (door hinging left and right)	800	885551	FL-ELUFT0864	
Infill table with 2 drawers	200	885552	FL-ELUSB02642	
Infill table with 2 drawers	400	885553	FL-ELUSB04642	
Infill table with 3 drawers	400	885554	FL-ELUSB04643	
Infill table with 7 GN supports for GN 1/1	400	885555	FL-ELUGN0464	
Infill table as heated cabinet with folding doors (door hinging left and right)	800	885556	FL-ELUWF0864	
Infill table as heated cabinet with sliding doors	1200	885557	FL-ELUWT1264	
Feet (2 pieces) on cross member, Hight 150 mm		885559		
Rear panel, removable	200	835676		
Work plate with front panel	200		APIB010280	

All indicated prices are net prices and are valid for a delivery within 6 weeks after placement of the order. If delivery has to be made later than 6 weeks after placement of the order, the prices will be adjusted according to the then valid price-list. All prices are per item. Our terms of delivery are: EXW Bad Mergentheim (according to Incoterms 2010), packing for land transport included, excluding vat. The prices mentioned in this price-list do not include installation of the appliances.

All listed values are middle values and refer to normal operation.

Calculated in accordance with VDI 2052 04/2006.

Subject to changes in power, dimensions and construction.

Single-Pan Deep Fat Fryer		Art. No.	Price EUR
Swivelling flat tube heating element in the pan		829196	
Dimensions (LxDxH):	400 x 800 x 750 / 900 mm	Direct heat emission:	0,72 kW
Connected load:	8,0 kW 400 V 3N	Latent heat emission:	5,60 kW
		Steam emission:	8,24 kg / h

Pan dimension: 220 x 340 x 190 mm
 Pan capacity: 8.5 Litres - 11 Litres max.
 Range of temperature: 103 - 180°C

Accessories: 1 x Appliance connection (696439)
 1 x Deep fat frying basket (271586)
 1 x Cover
 1 x Bread crumbs sieve



☞ **Optional equipment fat-filter-pump system see page 47.**

Single-Pan Deep Fat Fryer with electronic control Plus		Art. No.	Price EUR
Swivelling flat tube heating element in the pan		880071	
Dimensions (LxDxH):	400 x 800 x 750 / 900 mm	Direct heat emission:	0,72 kW
Connected load:	8,0 kW 400 V 3	Latent heat emission:	5,60 kW
		Steam emission:	8,24 kg / h

Pan dimension: 220 x 340 x 190 mm
 Pan capacity: 8.5 Litres - 11 Litres max.
 Range of temperature: 50 - 190°C

Accessories: 1 x Appliance connection (696439)
 1 x Deep fat frying basket (271586)
 1 x Cover
 1 x Bread crumbs sieve

Single-Pan Deep Fat Fryer with electronic control Plus, filter system and folding door		Art. No.	Price EUR
Swivelling flat tube heating element in the pan		880060	
Dimensions (LxDxH):	400 x 800 x 750 / 900 mm	Direct heat emission:	0,72 kW
Connected load:	8,0 kW 400 V 3	Latent heat emission:	5,60 kW
		Steam emission:	8,24 kg / h

Pan dimension: 220 x 340 x 190 mm
 Pan capacity: 8.5 Litres - 11 Litres max.
 Range of temperature: 50 - 190°C
 Base cabinet with folding door (door hinging right)

Accessories: 1 x Appliance connection (696439)
 1 x Deep fat frying basket (271586)
 1 x Cover
 1 x Bread crumbs sieve

Single-Pan Deep Fat Fryer with electronic control Plus, filter system and folding door		Art. No.	Price EUR
Swivelling flat tube heating element in the pan		880155	
Dimensions (LxDxH):	400 x 800 x 750 / 900 mm	Direct heat emission:	0,72 kW
Connected load:	8,0 kW 400 V 3	Latent heat emission:	5,60 kW
		Steam emission:	8,24 kg / h

Base cabinet with folding door (door hinging left)
 Compare Art. No. 880060

Single-Pan Deep Fat Fryer with electronic control Plus, filter system, oil pump and folding door		Art. No.	Price EUR
Swivelling flat tube heating element in the pan		884863	
Dimensions (LxDxH):	400 x 800 x 750 / 900 mm	Direct heat emission:	0,72 kW
Connected load:	8,0 kW 400 V 3	Latent heat emission:	5,60 kW
		Steam emission:	8,24 kg / h

Pan dimension: 220 x 340 x 190 mm
 Pan capacity: 8.5 Litres - 11 Litres max.
 Range of temperature: 50 - 190°C
 Base cabinet with folding door (door hinging right)

Accessories:

- 1 x Appliance connection (696439)
- 1 x Deep fat frying basket (271586)
- 1 x Cover
- 1 x Bread crumbs sieve
- 1x Supply tap and hose

Single-Pan Deep Fat Fryer with electronic control Plus, filter system, oil pump and folding door		Art. No.	Price EUR
Swivelling flat tube heating element in the pan		884864	
Dimensions (LxDxH):	400 x 800 x 750 / 900 mm	Direct heat emission:	0,72 kW
Connected load:	8,0 kW 400 V 3	Latent heat emission:	5,60 kW
		Steam emission:	8,24 kg / h

Base cabinet with folding door (door hinging left)
 Compare Art. No. 884863

Single-Pan Deep Fat Fryer with electronic control Plus, filter system, basket lift and folding door		Art. No.	Price EUR
Swivelling flat tube heating element in the pan		880061	
Dimensions (LxDxH):	400 x 800 x 750 / 900 mm	Direct heat emission:	0,72 kW
Connected load:	8,0 kW 400 V 3	Latent heat emission:	5,60 kW
		Steam emission:	8,24 kg / h

Pan dimension: 220 x 340 x 190 mm
 Pan capacity: 8.5 Litres - 11 Litres max.
 Range of temperature: 50 - 190°C
 Base cabinet with folding door (door hinging right)

Accessories:

- 1 x Appliance connection (696439)
- 1 x Deep fat frying basket (271586)
- 1x Basket holder
- 1 x Cover
- 1 x Bread crumbs sieve

Single-Pan Deep Fat Fryer with electronic control Plus, filter system, basket lift and folding door		Art. No.	Price EUR
Swivelling flat tube heating element in the pan		880156	
Dimensions (LxDxH):	400 x 800 x 750 / 900 mm	Direct heat emission:	0,72 kW
Connected load:	8,0 kW 400 V 3	Latent heat emission:	5,60 kW
		Steam emission:	8,24 kg / h

Base cabinet with folding door (door hinging left)
 Compare Art. No. 880061

Single-Pan Deep Fat Fryer with electronic control Plus, filter system, oil pump, basket lift and folding door		Art. No.	Price EUR
Swivelling flat tube heating element in the pan		880062	
Dimensions (LxDxH):	400 x 800 x 750 / 900 mm	Direct heat emission:	0,72 kW
Connected load:	8,0 kW 400 V 3	Latent heat emission:	5,60 kW
		Steam emission:	8,24 kg / h

Pan dimension: 220 x 340 x 190 mm
 Pan capacity: 8.5 Litres - 11 Litres max.
 Range of temperature: 50 - 190°C
 Base cabinet with folding door (door hinging right)

Accessories:

- 1 x Appliance connection (696439)
- 1 x Deep fat frying basket (271586)
- 1x Basket holder
- 1 x Cover
- 1 x Bread crumbs sieve
- 1x Supply tap and hose


Single-Pan Deep Fat Fryer with electronic control Plus, filter system, oil pump, basket lift and folding door		Art. No.	Price EUR
Swivelling flat tube heating element in the pan		880157	
Dimensions (LxDxH):	400 x 800 x 750 / 900 mm	Direct heat emission:	0,72 kW
Connected load:	8,0 kW 400 V 3	Latent heat emission:	5,60 kW
		Steam emission:	8,24 kg / h

Base cabinet with folding door (door hinging left)
 Compare Art. No. 880062

Dual-Pan Deep Fat Fryer		Art. No.	Price EUR
Swivelling flat tube heating element in the pan		829218	
Dimensions (LxDxH):	600 x 800 x 750 / 900 mm	Direct heat emission:	1,44 kW
Connected load:	2 x 8.0 (16.0) kW 400 V 3N	Latent heat emission:	11,20 kW
		Steam emission:	16,48 kg / h

Pan dimension: 220 x 340 x 190 mm each
 Pan capacity: 8.5 Litres - 11 Litres max. each
 Range of temperature: 103 - 180 °C

Accessories: 1 x Appliance connection (696439)
 2 x Deep fat frying basket (271586)
 2 x Cover
 2 x Bread crumbs sieve



☞ **Optional equipment fat-filter-pump system see page 47.**

Dual-Pan Deep Fat Fryer with electronic control Plus		Art. No.	Price EUR
Swivelling flat tube heating element in the pan		880070	
Dimensions (LxDxH):	600 x 800 x 750 / 900 mm	Direct heat emission:	1,44 kW
Connected load:	2 x 8.0 (16.0) kW 400 V 3	Latent heat emission:	11,20 kW
		Steam emission:	16,48 kg / h

Pan dimension: 220 x 340 x 190 mm each
 Pan capacity: 8.5 Litres - 11 Litres max. each
 Range of temperature: 50 - 190 °C

Accessories: 1 x Appliance connection (696439)
 2 x Deep fat frying basket (271586)
 2 x Cover
 2 x Bread crumbs sieve

Dual-Pan Deep Fat Fryer with electronic control Plus, filter system and folding door		Art. No.	Price EUR
Swivelling flat tube heating element in the pan		880063	
Dimensions (LxDxH):	600 x 800 x 750 / 900 mm	Direct heat emission:	1,44 kW
Connected load:	2 x 8.0 (16.0) kW 400 V 3	Latent heat emission:	11,20 kW
		Steam emission:	16,48 kg / h

Pan dimension: 220 x 340 x 190 mm each
 Pan capacity: 8.5 Litres - 11 Litres max. each
 Range of temperature: 50 - 190 °C
 Base cabinet with folding door (door hinging right)

Accessories: 1 x Appliance connection (696439)
 2 x Deep fat frying basket (271586)
 2 x Cover
 2 x Bread crumbs sieve

Dual-Pan Deep Fat Fryer with electronic control Plus, filter system and folding door		Art. No.	Price EUR
Swivelling flat tube heating element in the pan		880162	
Dimensions (LxDxH):	600 x 800 x 750 / 900 mm	Direct heat emission:	1,44 kW
Connected load:	2 x 8.0 (16.0) kW 400 V 3	Latent heat emission:	11,20 kW
		Steam emission:	16,48 kg / h

Base cabinet with folding door (door hinging left)
 Compare Art. No. 880063

Dual-Pan Deep Fat Fryer with electronic control Plus, filter system, oil pump and folding door		Art. No.	Price EUR
Swivelling flat tube heating element in the pan		884865	
Dimensions (LxDxH):	600 x 800 x 750 / 900 mm	Direct heat emission:	1,44 kW
Connected load:	2 x 8.0 (16.0) kW 400 V 3	Latent heat emission:	11,20 kW
		Steam emission:	16,48 kg / h

Pan dimension: 220 x 340 x 190 mm each
 Pan capacity: 8.5 Litres - 11 Litres max. each
 Range of temperature: 50 - 190 °C
 Base cabinet with folding door (door hinging right)

Accessories:

- 1 x Appliance connection (696439)
- 2 x Deep fat frying basket (271586)
- 2 x Cover
- 2 x Bread crumbs sieve
- 1x Supply tap and hose

Dual-Pan Deep Fat Fryer with electronic control Plus, filter system, oil pump and folding door		Art. No.	Price EUR
Swivelling flat tube heating element in the pan		884866	
Dimensions (LxDxH):	600 x 800 x 750 / 900 mm	Direct heat emission:	1,44 kW
Connected load:	2 x 8.0 (16.0) kW 400 V 3	Latent heat emission:	11,20 kW
		Steam emission:	16,48 kg / h

Base cabinet with folding door (door hinging left)
 Compare Art. No. 884865

Dual-Pan Deep Fat Fryer with electronic control Plus, filter system, basket lift and folding door		Art. No.	Price EUR
Swivelling flat tube heating element in the pan		880064	
Dimensions (LxDxH):	600 x 800 x 750 / 900 mm	Direct heat emission:	1,44 kW
Connected load:	2 x 8.0 (16.0) kW 400 V 3	Latent heat emission:	11,20 kW
		Steam emission:	16,48 kg / h

Pan dimension: 220 x 340 x 190 mm each
 Pan capacity: 8.5 Litres - 11 Litres max. each
 Range of temperature: 50 - 190 °C
 Base cabinet with folding door (door hinging right)

Accessories: 1 x Appliance connection (696439)
 2 x Deep fat frying basket (271586)
 2x Basket holder
 2 x Cover
 2 x Bread crumbs sieve

Dual-Pan Deep Fat Fryer with electronic control Plus, filter system, basket lift and folding door		Art. No.	Price EUR
Swivelling flat tube heating element in the pan		880163	
Dimensions (LxDxH):	600 x 800 x 750 / 900 mm	Direct heat emission:	1,44 kW
Connected load:	2 x 8.0 (16.0) kW 400 V 3	Latent heat emission:	11,20 kW
		Steam emission:	16,48 kg / h

Base cabinet with folding door (door hinging left)
 Compare Art. No. 880064

Dual-Pan Deep Fat Fryer with electronic control Plus, filter system, oil pump, basket lift and folding door		Art. No.	Price EUR
Swivelling flat tube heating element in the pan		880065	
Dimensions (LxDxH):	600 x 800 x 750 / 900 mm	Direct heat emission:	1,44 kW
Connected load:	2 x 8.0 (16.0) kW 400 V 3	Latent heat emission:	11,20 kW
		Steam emission:	16,48 kg / h

Pan dimension: 220 x 340 x 190 mm each
 Pan capacity: 8.5 Litres - 11 Litres max. each
 Range of temperature: 50 - 190 °C
 Base cabinet with folding door (door hinging right)

Accessories:

- 1 x Appliance connection (696439)
- 2 x Deep fat frying basket (271586)
- 2 x Cover
- 2 x Bread crumbs sieve
- 1x Supply tap and hose

Dual-Pan Deep Fat Fryer with electronic control Plus, filter system, oil pump, basket lift and folding door		Art. No.	Price EUR
Swivelling flat tube heating element in the pan		880164	
Dimensions (LxDxH):	600 x 800 x 750 / 900 mm	Direct heat emission:	1,44 kW
Connected load:	2 x 8.0 (16.0) kW 400 V 3	Latent heat emission:	11,20 kW
		Steam emission:	16,48 kg / h

Base cabinet with folding door (door hinging left)
 Compare Art. No. 880065

Chip Scuttle GN 1/1		Art. No.	Price EUR
Heating with top-mounted electric heater		829226	
Dimensions (LxDxH):	400 x 800 x 750 / 900 mm	Direct heat emission:	0,08 kW
Connected load:	0,6 kW 230 V 1N	Latent heat emission:	0,12 kW

Pan dimension: 308 x 509 x 215 mm

Accessories:

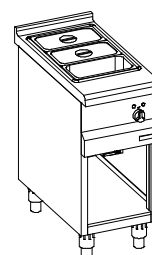
- 1 x Appliance connection (696439)
- 1 x GN 1/1 - container 200 mm deep (244414)
- 1 x Perforated GN 1/1 insert (715808)



Bain Marie GN 1/1		Art. No.	Price EUR
Heated indirectly / downwards drain		829153	
Dimensions (LxDxH):	400 x 800 x 750 / 900 mm	Direct heat emission:	0,25 kW
Connected load:	2,0 kW 230 V 1N	Latent heat emission:	0,40 kW
		Steam emission:	0,59 kg / h

Pan dimension: 308 x 509 x 215 mm

Accessories: 1 x Appliance connection (696439)



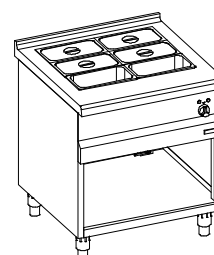
Bain Marie GN 1/1 with water supply		Art. No.	Price EUR
Heated indirectly / downwards drain		879894	
Dimensions (LxDxH):	400 x 800 x 750 / 900 mm	Direct heat emission:	0,25 kW
Connected load:	2,0 kW 230 V 1N	Latent heat emission:	0,40 kW
		Steam emission:	0,59 kg / h

Compare Art. No. 829153

Bain Marie GN 2/1		Art. No.	Price EUR
Heated indirectly / downwards drain		829188	
Dimensions (LxDxH):	800 x 800 x 750 / 900 mm	Direct heat emission:	0,50 kW
Connected load:	4,0 kW 400 V 3N	Latent heat emission:	0,80 kW
		Steam emission:	1,18 kg / h

Pan dimension: 630 x 510 x 215 mm

Accessories: 1 x Appliance connection (696439)



Bain Marie GN 2/1 with water supply		Art. No.	Price EUR
Heated indirectly / downwards drain		879895	
Dimensions (LxDxH):	800 x 800 x 750 / 900 mm	Direct heat emission:	0,50 kW
Connected load:	4,0 kW 400 V 3N	Latent heat emission:	0,80 kW
		Steam emission:	1,18 kg / h

Compare Art. No. 829188


 **Illustrated containers are not included in the price of all types of devices!**

Cooker GN 1/1		Art. No.	Price EUR
with swivelling flat tube heating element / downwards drain		828874	
Dimensions (LxDxH):	400 x 800 x 750 / 900 mm	Direct heat emission:	0,86 kW
Connected load:	7,0 kW 400 V 3N	Latent heat emission:	1,40 kW
		Steam emission:	2,06 kg / h

Pan dimension: 308 x 509 x 240 mm

Pan capacity: 35 Litres

Accessories: 1 x Appliance connection (696439)



Cooker GN 1/1 with manual water supply		Art. No.	Price EUR
with swivelling flat tube heating element / downwards drain		892401	
Dimensions (LxDxH):	400 x 800 x 750 / 900 mm	Direct heat emission:	0,86 kW
Connected load:	7,0 kW 400 V 3N	Latent heat emission:	1,40 kW
		Steam emission:	2,06 kg / h


Compare Art. No. 828874

Cooker GN 1/1 with top-mounted electric-heater		Art. No.	Price EUR
with swivelling flat tube heating element / downwards drain		828882	
Dimensions (LxDxH):	400 x 800 x 750 / 900 mm	Direct heat emission:	0,95 kW
Connected load:	7,6 kW 400 V 3N	Latent heat emission:	1,52 kW
		Steam emission:	2,23 kg / h

Pan dimension: 308 x 509 x 240 mm

Pan capacity: 35 Litres

Accessories: 1 x Appliance connection (696439)




 **Illustrated containers are not included in the price of all types of devices!**

Pasta Cooker GN 1/1		Art. No.	Price EUR
Water supply and water downwards drainage / downwards drain		949957	
Dimensions (LxDxH):	400 x 800 x 750 / 900 mm	Direct heat emission:	0,86 kW
Connected load:	7,0 kW 400 V 3N	Latent heat emission:	1,40 kW
		Steam emission:	2,06 kg / h

Pan dimension: 308 x 509 x 240 mm


Pan capacity: 35 Litres

- Accessories:
- 1 x Appliance connection (696439)
 - 1x Perforated insert (951285)
 - 1x stainless steel starch separator (889380)
 - 1x Drip plate (951250)
 - 1x Grid (951439)



Pasta Cooker GN 1/1		Art. No.	Price EUR
Water supply and fixed waste water connection		949965	
Dimensions (LxDxH):	400 x 800 x 750 / 900 mm	Direct heat emission:	0,86 kW
Connected load:	7,0 kW 400 V 3N	Latent heat emission:	1,40 kW
		Steam emission:	2,06 kg / h

Compare Art. No. 949957

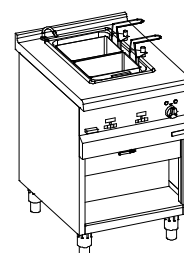
 **Illustrated containers/baskets are not included in the price of all types of devices!**

Pasta Cooker GN 1/1 with 2 automatic lifting baskets		Art. No.	Price EUR
Water supply and fixed waste water connection		956899	
Dimensions (LxDxH):	600 x 800 x 750 / 1120 mm	Direct heat emission:	0,86 kW
Connected load:	7,0 kW 400 V 3N	Latent heat emission:	1,40 kW
		Steam emission:	2,06 kg / h

Pan dimension: 308 x 509 x 240 mm
 Pan capacity: 35 Litres
 Operation with electronical control and digital display, start/stop button
 With 2 lifting devices right

Accessories:

- 1x Appliance connection (696439)
- 1x Perforated insert (951285)
- 1x stainless steel starch separator (889380)
- 2x Pasta basket (953431) 280 x 200 x 200 mm

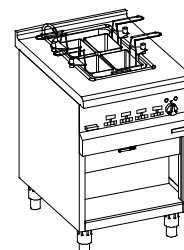


Pasta cooker GN 1/1 with 4 automatic lifting baskets		Art. No.	Price EUR
Water supply and fixed waste water connection		956902	
Dimensions (LxDxH):	600 x 800 x 750 / 1120 mm	Direct heat emission:	0,86 kW
Connected load:	7,0 kW 400 V 3N	Latent heat emission:	1,40 kW
		Steam emission:	2,06 kg / h

Pan dimension: 308 x 509 x 240 mm
 Pan capacity: 35 Litres
 Operation and electronical control with digital display, start/stop button
 With 2 lifting devices right and 2 lifting devices left

Accessories:

- 1x Appliance connection (696439)
- 1x Perforated insert (951285)
- 1x stainless steel starch separator (889380)
- 4x Pasta basket (955965) 130 x 185 x 200 mm



☞ Illustrated containers/baskets are not included in the price of all types of devices!

Pan 400		Art. No.	Price EUR
Highly polished CNS frying / grilling top / special composition of top with vacuum-soldered copper plate		829129	
Dimensions (LxDxH):	400 x 800 x 750 / 900 mm	Direct heat emission:	1,27 kW
Connected load:	4,8 kW 400 V 3N	Latent heat emission:	1,54 kW
		Steam emission:	2,26 kg / h

Pan dimension: 330 x 569 x 75 mm
 Pan capacity: 13 Litres
 Cooking surface: 330 x 470 mm
 Heating zone: 1x 4,8 kW
 Range of temperature: 95 - 250°C

Accessories:

- 1 x Appliance connection (696439)
- 1 x GN 1/1 - container with curved handles, 100 mm deep (609773)
- 1 x Cover perforated (615196)
- 1 x Drainage plug (502073)
- 1 x Cleaning brush (614319)

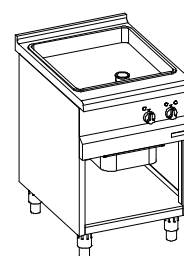


Pan 600		Art. No.	Price EUR
Highly polished CNS frying / grilling top / special composition of top with vacuum-soldered copper plate		829145	
Dimensions (LxDxH):	600 x 800 x 750 / 900 mm	Direct heat emission:	1,85 kW
Connected load:	7,0 kW 400 V 3N	Latent heat emission:	2,24 kW
		Steam emission:	3,29 kg / h

Pan dimension: 530 x 569 x 75 mm
 Pan capacity: 21 Litres
 Cooking surface: 530 x 470 mm
 Heating zones: 2x 3.5 kW
 Range of temperature: 95 - 250°C

Accessories:

- 1 x Appliance connection (696439)
- 1 x GN 1/1-container with curved handles, 100 mm deep (609773)
- 1 x Cover perforated (615196)
- 1 x Drainage plug (502073)
- 1 x Cleaning brush (614319)

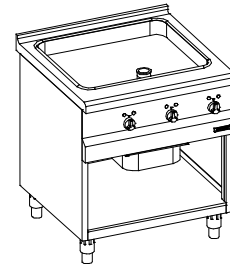


Pan 800 CC		Art. No.	Price EUR
Highly polished CNS frying / grilling top / special composition of top with vacuum-soldered copper core		879140	
Dimensions (LxDxH):	800 x 800 x 750 / 900 mm	Direct heat emission:	2,77 kW
Connected load:	10,5 kW 400 V 3N	Latent heat emission:	3,36 kW
		Steam emission:	4,93 kg / h

Pan dimension: 680 x 580 x 75 mm
 Pan capacity: 29 Litres
 Cooking surface: 680 x 480 mm
 Heating zones: 3x 3,5 kW
 Range of temperature: 95 - 250°C

Accessories:

- 1 x Appliance connection (696439)
- 1 x GN 1/1-container with curved handles 100 mm deep (609773)
- 1 x Cover perforated (615196)
- 1 x Drainage plug (502073)
- 1 x Cleaning brush (614319)

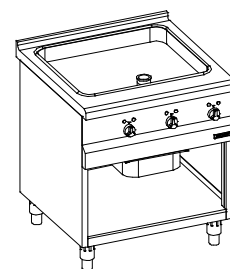


Pan 800 SC		Art. No.	Price EUR
Highly polished CNS frying / grilling top / special composition of top with vacuum-soldered steel core		880125	
Dimensions (LxDxH):	800 x 800 x 750 / 900 mm	Direct heat emission:	2,77 kW
Connected load:	10,5 kW 400 V 3N	Latent heat emission:	3,36 kW
		Steam emission:	4,93 kg / h

Pan dimension: 680 x 580 x 75 mm
 Pan capacity: 29 Litres
 Cooking surface: 680 x 480 mm
 Heating zones: 3x 3,5 kW
 Range of temperature: 95 - 250°C

Accessories:

- 1 x Appliance connection (696439)
- 1 x GN 1/1-container with curved handles 100 mm deep (609773)
- 1 x Cover perforated (615196)
- 1 x Drainage plug (502073)
- 1 x Cleaning scraper (614319)

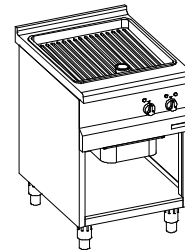


Grill Pan 600		Art. No.	Price EUR
Steel cooking surface with grooves		829307	
Dimensions (LxDxH):	600 x 800 x 750 / 900 mm	Direct heat emission:	3,30 kW
Connected load:	10,0 kW 400 V 3N	Latent heat emission:	4,00 kW
		Steam emission:	5,88 kg / h

Cooking surface: 530 x 470 mm
 Heating zones: 2x 5.0 kW
 Range of temperature: 100 - 250 °C

Accessories:

- 1 x Appliance connection (696439)
- 1 x GN 1/1-container with curved handles 100 mm deep (609773)
- 1 x Cover perforated (615196)
- 1 x Drainage plug (502073)
- 1 x Cleaning brush (614319)
- 1 x Cleaning scraper (727563)

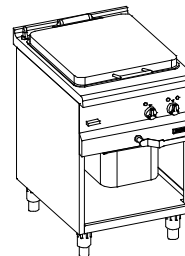


Pan M		Art. No.	Price EUR
Highly polished CNS frying / grilling top		882739	
Dimensions (LxDxH):	600 x 800 x 750 / 900 mm	Direct heat emission:	2,64 kW
Connected load:	10,0 kW 400 V 3N	Latent heat emission:	3,20 kW
		Steam emission:	4,70 kg / h

Pan dimensions: 530 x 569 x 150 mm
 Pan capacity: 40 Litres
 Cooking surface: 530 x 470 mm
 Heating zones: 2x 5,0 kW
 Range of temperature: 95 - 250 °C
 Inclusive water supply for cold or warm water

Accessories:

- 1 x Appliance connection (696439)
- 1 x GN 1/1-container with curved handles 100 mm deep (607207)
- 1 x Cover perforated (615196)
- 1 x Drainage plug (337684)
- 1 x Cleaning brush (614319)
- 1 x Sieve (346802)

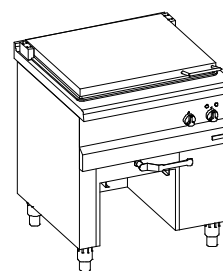


Pan 800 plus		Art. No.	Price EUR
Open base unit		941646	
Dimensions (LxDxH):	800 x 800 x 750 / 900 mm	Direct heat emission:	3,56 kW
Connected load:	13,5 kW 400 V 3N	Latent heat emission:	4,32 kW
		Steam emission:	6,35 kg / h

Pan dimension: 680 x 580 x 210 mm
 Pan capacity max.: 80 Litres
 Filling level max.: 60 Litres
 Cooking surface: 680 x 580 mm

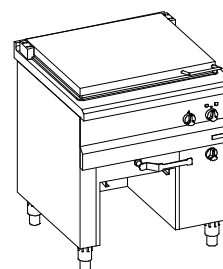
Accessories:

- 1 x Appliance connection (696439)
- 1 x GN 1/1 - container with curved handles, 200 mm deep (607207)
- 1 x Cover perforated (615196)
- 1 x Drainage plug, 170 mm high (337684)
- 1 x Cleaning brush (614319)
- 1x Sieve (866180)



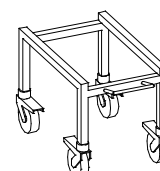
Pan 800 plus W		Art. No.	Price EUR
Open base unit		942251	
Dimensions (LxDxH):	800 x 800 x 750 / 900 mm	Direct heat emission:	3,56 kW
Connected load:	13,5 kW 400 V 3N	Latent heat emission:	4,32 kW
		Steam emission:	6,35 kg / h

with integrated water supply
 Compare Art. No. 941646



Drainage carriage CNS		Art. No.	Price EUR
for Pan 800 plus and Pan 800 plus W		354554	
Dimensions (LxDxH):	367 x 570 x 425 mm		

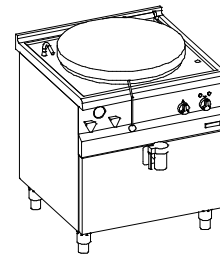
for GN 1/1 containers
 4 castors Ø 125 mm, of which 2 can be locked



Kettle		Art. No.	Price EUR
Manual temperature controll with power selector for parboil- and continue cooking stage and energy regulator with 6 stages for individual adaptation		880780	
Dimensions (LxDxH):	800 x 800 x 750 / 965 mm (incl. lid)	Direct heat emission:	0,65 kW
Connection load:	18,6 kW 400 V3N	Latent heat emission:	3,72 kW
		Steam emission:	5,47 kg / h

Nominal capacity: 80 Liters
 Capacity by 4 cm edge: 93 Liters
 Inner chamber: Ø 584 mm / Height 410 mm
 With rotary switch
 Permapress-heating system
 Water supply with mixing tap in front panel

Accessoires: 1x Appliance connection (696439)



Griddle Plate 400		Art. No.	Price EUR
Cooking surface made of special steel 1.2316		882757	
Dimensions (LxDxH):	400 x 800 x 750 / 900 mm	Direct heat emission:	1,58 kW
Connected load:	4,8 kW 400 V 3N	Latent heat emission:	2,08 kW
		Steam emission:	2,26 kg / h

Pan dimension: 330 x 569 x 40 mm
 Cooking surface: 330 x 470 mm
 Heating zone: 1x 4,8 kW
 Range of temperature: 95 - 250°C

Accessories: 1 x Appliance connection (696439)
 1 x GN 1/1 - container with curved handles,
 100 mm deep (609773)
 1 x Cover perforated (615196)
 1 x Drainage plug (502073)
 1 x Cleaning brush (614319)

Griddle Plate 600		Art. No.	Price EUR
Cooking surface made of special steel 1.2316		882862	
Dimensions (LxDxH):	600 x 800 x 750 / 900 mm	Direct heat emission:	2,31 kW
Connected load:	7,0 kW 400 V 3N	Latent heat emission:	3,92 kW
		Steam emission:	4,11 kg / h

Pan dimension: 530 x 569 x 40 mm
 Cooking surface: 530 x 470 mm
 Heating zone: 2x 3,5 kW
 Range of temperature: 95 - 250°C

Accessories: 1 x Appliance connection (696439)
 1 x GN 1/1 - container with curved handles,
 100 mm deep (609773)
 1 x Cover perforated (615196)
 1 x Drainage plug (502073)
 1 x Cleaning brush (614319)

Steak grill 400 with drainage downwards		Art. No.	Price EUR
Grilling directly on CNS flat heating elements for typical grill pattern		884491	
Dimensions (LxDxH):	400 x 800 x 750 / 900 mm	Direct heat emission:	1,19 kW
Connected load:	3,6 kW 230 V 1N	Latent heat emission:	1,44 kW
		Steam emission:	2,12 kg / h

Grilling surface: 290 x 410 mm
 Heating zone: 1x 3,6 kW

Grill temperature infinitely adjustable using energy controller
 CNS flat heating elements can be swivelled upwards for cleaning the pan
 Fat collecting pan with drain plug
 Drain downwards, 40 mm diameter

Accessories: 1 x Appliance connection (696439)
 1 x Drainage plug (869961)
 1x Cleaning brush (864021)
 1 x GN 1/1 - container with curved handles,
 100 mm deep (609773)
 1 x Perforated lid (615196)

Steak grill 600 with drainage downwards		Art. No.	Price EUR
Grilling directly on CNS flat heating elements for typical grill pattern		884492	
Dimensions (LxDxH):	600 x 800 x 750 / 900 mm	Direct heat emission:	1,68 kW
Connected load:	5,0 kW 400 V 2N	Latent heat emission:	2,04 kW
		Steam emission:	3,00 kg / h

Grilling surface: 490 x 410 mm
 Heating zone: 2x 2,5 kW

Grill temperature infinitely adjustable using energy controller
 CNS flat heating elements can be swivelled upwards for cleaning the pan
 Fat collecting pan with drain plug
 Drain downwards, 40 mm diameter

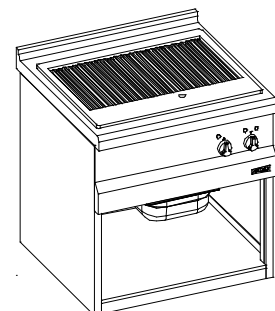
Accessories: same as Art. No. 884491

Steak grill 800 with drainage downwards		Art. No.	Price EUR
Grilling directly on CNS flat heating elements for typical grill pattern		888578	
Dimensions (LxDxH):	800 x 800 x 750 / 900 mm	Direct heat emission:	2,82 kW
Connected load:	8,3 kW 400 V 3N	Latent heat emission:	3,43 kW
		Steam emission:	5,04 kg / h

Grilling surface: 684 x 410 mm
 Heating zone: 2
 1 x 4,7 kW / 1x 3,6 kW

Grill temperature infinitely adjustable using energy controller
 CNS flat heating elements can be swivelled upwards for cleaning the pan
 Fat collecting pan with drain plug
 Drain downwards, 40 mm diameter

Accessories: same as Art. No. 884491

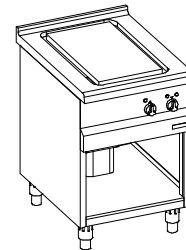


Hot Plate 600		Art. No.	Price EUR
Steel cooking surface 10 mm elevated		832200	
Dimensions (LxDxH):	600 x 800 x 750 / 900 mm	Direct heat emission:	1,82 kW
Connected load:	7,0 kW 400 V 3N	Latent heat emission:	0,73 kW
		Steam emission:	1,08 kg / h

All-rounded collecting channel with downwards drain in GN container

Cooking surface: 347 x 617 mm
 Heating zones: 2x 3.5 kW

Accessories: 1 x Appliance connection (696439)
 1 x GN 1/3 container, 100 mm deep (367338)

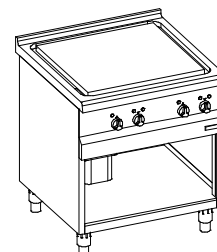


Hot Plate 800		Art. No.	Price EUR
Steel cooking surface 10 mm elevated		832219	
Dimensions (LxDxH):	800 x 800 x 750 / 900 mm	Direct heat emission:	3,64 kW
Connected load:	2 x 7,0 (14,0) kW 400 V 3N	Latent heat emission:	1,46 kW
		Steam emission:	2,16 kg / h

All-rounded collecting channel with downwards drain in GN container

Cooking surface: 651 x 617 mm
 Heating zones: 4x 3.5 kW

Accessories: 1 x Appliance connection (696439)
 1 x GN 1/3 container, 100 mm deep (367338)

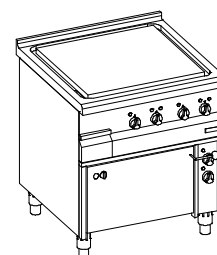


Hot Plate 800 with oven GN 1 1/2		Art. No.	Price EUR
Steel cooking surface 10 mm elevated		833134	
Dimensions (LxDxH):	800 x 800 x 750 / 900 mm	Direct heat emission:	5,25 kW
Connected load:	2 x 7,0 + 1 x 4,6 (18,6) kW 400 V 3N	Latent heat emission:	2,20 kW
		Steam emission:	3,24 kg / h

All-rounded collecting channel with downwards drain in fat collecting drawer

Cooking surface: 651 x 617 mm
 Heating zones: 4x 3.5 kW
 Interior of oven (LxDxH): 535 x 520 x 250 mm
 Load of oven: 4,6 kW

Accessories: 1 x Appliance connection (696439)
 1 x Enameled baking tray GN 1 1/2 (649716)
 1 x Grill GN 1 1/2 made of CNS (281131)



CNS Range 600		Art. No.	Price EUR
Flush CNS cooking / frying top		829234	
Dimensions (LxDxH):	600 x 800 x 750 / 900 mm	Direct heat emission:	1,40 kW
Connected load:	7,0 kW 400 V 3N	Latent heat emission:	0,56 kW
		Steam emission:	0,83 kg / h

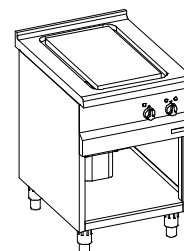
All-rounded collecting channel with downwards drain in GN container

Frying / cooking surface: 347 x 617 mm

Heating zones: 2x 3.5 kW

Accessories: 1 x Appliance connection (696439)

1 x GN 1/3 container, 100 mm deep (367338)



CNS Range 800		Art. No.	Price EUR
Flush CNS cooking / frying top		829242	
Dimensions (LxDxH):	800 x 800 x 750 / 900 mm	Direct heat emission:	2,80 kW
Connected load:	2 x 7,0 (14,0) kW 400 V 3N	Latent heat emission:	1,12 kW
		Steam emission:	1,65 kg / h

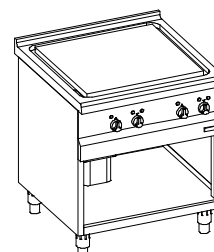
All-rounded collecting channel with downwards drain in GN container

Frying / Cooking surface: 651 x 617 mm

Heating zones: 4x 3.5 kW

Accessories: 1 x Appliance connection (696439)

1 x GN 1/3 container, 100 mm deep (367338)



CNS Range 800 with oven GN 1 1/2		Art. No.	Price EUR
Flush CNS cooking / frying top		833126	
Dimensions (LxDxH):	800 x 800 x 750 / 900 mm	Direct heat emission:	4,41 kW
Connected load:	2 x 7,0 + 1 x 4,6 (18,6) kW 400 V 3N	Latent heat emission:	1,86 kW
		Steam emission:	2,37 kg / h

All-rounded collecting channel with downwards drain in fat collecting drawer

Frying / Cooking surface: 651 x 617 mm

Heating zones: 4x 3.5 kW

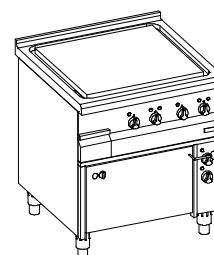
Interior of oven (LxDxH): 535 x 520 x 250 mm

Load of oven: 4,6 kW

Accessories: 1 x Appliance connection (696439)

1 x Enameled baking tray GN 1 1/2 (649716)


1 x Grill GN 1 1/2 made of CNS (281131)



Ceramic Range 400		Art. No.	Price EUR
Flush, seamless glass ceramic top		829250	
Dimensions (LxDxH):	400 x 800 x 750 / 900 mm	Direct heat emission:	1,40 kW
Connected load:	7,0 kW 400 V 3N	Latent heat emission:	0,56 kW
		Steam emission:	0,83 kg / h

Ceramic hob: 394 x 688 mm
 Heating zones: 2x 3,5 kW / zones each 270 x 270 mm


Accessories: 1 x Appliance connection (696439)



Ceramic Range 800		Art. No.	Price EUR
Flush, seamless glass ceramic top		829269	
Dimensions (LxDxH):	800 x 800 x 750 / 900 mm	Direct heat emission:	2,80 kW
Connected load:	2 x 7,0 (14,0) kW 400 V 3N	Latent heat emission:	1,12 kW
		Steam emission:	1,65 kg / h

Ceramic hob: 794 x 688 mm
 Heating zones: 4x 3,5 kW / zones each 270 x 270 mm

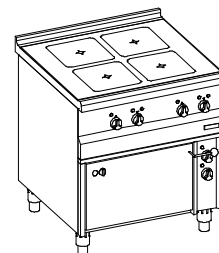
Accessories: 1 x Appliance connection (696439)



Ceramic Range 800 with oven GN 1 1/2		Art. No.	Price EUR
Flush, seamless glass ceramic top		833142	
Dimensions (LxDxH):	800 x 800 x 750 / 900 mm	Direct heat emission:	4,41 kW
Connected load:	2 x 7,0 + 1 x 4,6 (18,6) kW 400 V 3N	Latent heat emission:	1,86 kW
		Steam emission:	2,37 kg / h

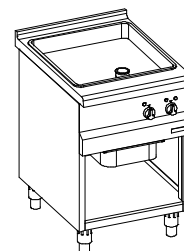
Ceramic hob: 794 x 688
 Heating zones: 4x 3,5 kW / zones each 270 x 270 mm
 Interior of oven (LxDxH): 535 x 520 x 250 mm
 Load of oven: 4,6 kW

Accessories: 1 x Appliance connection (696439)
 1 x Enameled baking tray GN 1 1/2 (649716)
 1 x Grill GN 1 1/2 made of CNS (281131)



Induction Pan 600		Art. No.	Price EUR
Highly polished CNS frying / grilling top		876491	
Dimensions (LxDxH):	600 x 800 x 750 / 900 mm	Direct heat emission:	1,85 kW
Connected load:	8,0 kW 400 V 3	Latent heat emission:	2,24 kW
		Steam emission:	3,29 kg / h

Pan dimension: 530 x 569 x 75 mm
 Pan capacity: 21 Litres
 Cooking surface: 530 x 470 mm
 Heating zones: 2x 4,0 kW
 Range of temperature: 80 - 220°C

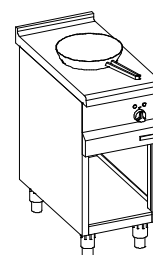


Accessories:

- 1 x Appliance connection (696439)
- 1 x GN 1/1-container with curved handles 100 mm deep (609773)
- 1 x Cover perforated (615196)
- 1 x Drainage plug (502073)
- 1 x Cleaning brush (614319)

Induction Wok		Art. No.	Price EUR
Wok Pan included Ø 300 mm		877572	
Dimensions (LxDxH):	400 x 800 x 750 / 900 mm	Direct heat emission:	0,20 kW
Connected load:	5,0 kW 400 V 3N	Latent heat emission:	0,08 kW
		Steam emission:	0,12 kg / h

Wok Pan capacity: 4,5 Litres



Accessories:

- 1 x Appliance connection (696439)
- 1 x Wok Pan (692859)

Induction Range 400		Art. No.	Price EUR
2 heating zones		877567	
Dimensions (LxDxH):	400 x 800 x 750 / 900 mm	Direct heat emission:	0,70 kW
Connected load:	10,0 kW 400 V 3	Latent heat emission:	0,28 kW
		Steam emission:	0,41 kg / h

Ceramic hob: 394 x 688 mm
 Heating zones: 2x 5.0 kW/ Dimension of coils: Ø 270 mm

Accessories: 1 x Appliance connection (696439)



Induction Range 400 plus		Art. No.	Price EUR
4 heating zones F		884255	
Dimensions (LxDxH):	400 x 800 x 750 / 900 mm	Direct heat emission:	0,98 kW
Connected load:	14,0 kW 400 V 3	Latent heat emission:	0,39 kW
		Steam emission:	0,58 kg / h

Ceramic hob: 394 x 688 mm
 Heating zones: 4x3.5 kW / Dimension of coils 260 x 115 mm


Accessories: 1 x Appliance connection (696439)



Induction Range 800		Art. No.	Price EUR
4 heating zones		877568	
Dimensions (LxDxH):	800 x 800 x 750 / 900 mm	Direct heat emission:	1,40 kW
Connected load:	20,0 kW 400 V 3	Latent heat emission:	0,56 kW
		Steam emission:	0,83 kg / h

Ceramic hob: 794 x 688 mm
 Heating zones: 4x 5.0 kW / Dimension of coils: Ø 270 mm

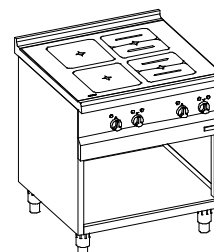
Accessories: 1 x Appliance connection (696439)



Induction Range 800 plus		Art. No.	Price EUR
2 / 4 heating zones F		877570	
Dimensions (LxDxH):	800 x 800 x 750 / 900 mm	Direct heat emission:	1,68 kW
Connected load:	1 x 10,0 + 1 x 14.0 (24,0) kW 400 V 3	Latent heat emission:	0,67 kW
		Steam emission:	0,99 kg / h

Ceramic hob: 794 x 688
 Heating zones: 2x 5.0 kW / Dimension of coils: Ø 270 mm
 Heating zones: 4x 3.5 kW / Dimension of coils: 260 x 135 mm


Accessories: 1 x Appliance connection (696439)



Induction Range 800 duo plus		Art. No.	Price EUR
8 heating zones F		888931	
Dimensions (LxDxH):	800 x 800 x 750 / 900 mm	Direct heat emission:	1,96 kW
Connected load:	2x 14,0 (28,0) kW 400 V3	Latent heat emission:	0,78 kW
		Steam emission:	1,16 kg / h

Ceramic hob: 794 x 688
 Heating zones: 8x 3.5 kW / Dimension of coils: 260 x 135 mm

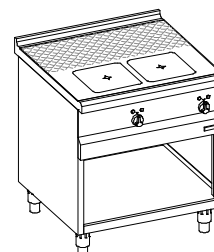
Accessories: 1 x Appliance connection (696439)



Induction Range 800 crosswise		Art. No.	Price EUR
2 heating zones in front crosswise		877571	
Dimensions (LxDxH):	800 x 800 x 750 / 900 mm	Direct heat emission:	0,70 kW
Connected load:	10,0 kW 400 V 3	Latent heat emission:	0,28 kW
		Steam emission:	0,41 kg / h

Ceramic hob: 794 x 688 mm
 Heating zones: 2x 5,0 kW / Dimension of coils: Ø 270 mm

Accessories: 1 x Appliance connection (696439)

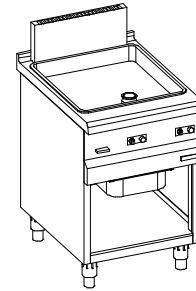


Gas Pan 600		Art. No.	Price EUR
Highly polished CNS frying / grilling top / CE Id.-Nr. 0085CN057		836656	
Dimensions (LxDxH):	600 x 800 x 750 / 1100 mm	Direct heat emission:	3,50 kW
Load:	10,0 kW natural gas E	Latent heat emission:	4,00 kW
		Steam emission:	5,88 kg / h

Pan dimension: 530 x 569 x 75 mm
 Pan capacity: 21Litres
 Cooking surface: 530 x 470 mm
 Heating zones: 2x 5,0 kW
 Range of temperature: 100 - 250°C

Accessories:

- 1 x Appliance connection (696439)
- 1 x GN 1/1 - container 65 mm deep with curved handles (609773)
- 1 x Cover perforated (615196)
- 1 x Drainage plug (502073)
- 1 x Cleaning brush (614319)



Nozzle kit for natural gas LL has to be ordered separately if required (no extra charge).

Gas Grill Pan 600		Art. No.	Price EUR
Special steel plate, corrugated gradient / CE Id.-Nr. 0085CN057		884505	
Dimensions (LxDxH):	600 x 800 x 750 / 1100 mm	Direct heat emission:	3,50 kW
Load:	10,0 kW natural gas E	Latent heat emission:	4,00 kW
		Steam emission:	5,88 kg / h

Cooking surface: 530 x 465 mm
 Heating zones: 2x 5,0 kW
 Range of temperature: 100 - 250°C

Accessories:

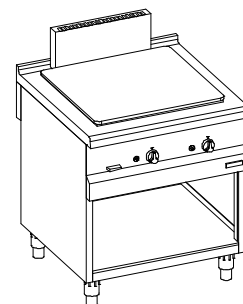
- 1 x Appliance connection (696439)
- 1 x GN 1/1 - container 100 mm deep with curved handles (609773)
- 1 x Cover perforated (615196)
- 1 x Drainage plug (502073)
- 1 x Cleaning scraper (727563)
- 1 x Cleaning brush (614319)

Nozzle kit for natural gas LL has to be ordered separately if required (no extra charge).

Gas Hot Plate 800		Art. No.	Price EUR
Steel cooking surface 25 mm elevated / CE Id.-Nr. 0085 CN0058		836737	
Dimensions (LxDxH):	800 x 800 x 750 / 1100 mm	Direct heat emission:	3,84 kW
Load:	12,0 kW natural gas E	Latent heat emission:	1,56 kW
		Steam emission:	2,29 kg / h

Cooking Surface: 651 x 617 mm
 Heating zones: 2x 6,0 kW
 Range of temperature: 100 - 450°C
 Accessories: 1 x Appliance connection (696439)


☞ Nozzle kit for and natural gas LL has to be ordered separately if required (no extra charge).



Gas Grill - drop-in module		Art. No.	Price EUR
Grid made of special cast iron / CE Id.-Nr. 0085 BR0418		886841	
Dimensions (LxDxH):	600 x 800 x 750 / 900 mm	Direct heat emission:	3,61 kW
Load:	10,3 kW natural gas E	Latent heat emission:	4,12 kW
		Steam emission:	6,06 kg / h

Grilling Surface: 465 x 500 mm
 Heating zones: 2x 5,15 kW
 Accessories: 1 x Appliance connection (696439)

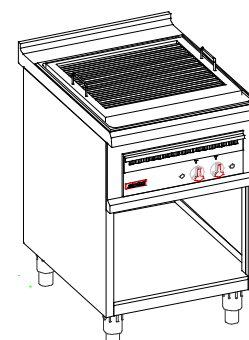
☞ Nozzle kit for and natural gas LL has to be ordered separately if required (no extra charge).



Gas Lava Stone Grill - drop-in module		Art. No.	Price EUR
Grid made of stainless steel rods / CE Id.-Nr. 0085 BR0418		886842	
Dimensions (LxDxH):	600 x 800 x 750 / 900 mm	Direct heat emission:	3,61 kW
Load:	10,3 kW natural gas E	Latent heat emission:	4,12 kW
		Steam emission:	6,06 kg / h

Grilling Surface: 425 x 480 mm
 Heating zones: 2x 5,15 kW
 Accessories: 1 x Appliance connection (696439)

☞ Nozzle kit for and natural gas LL has to be ordered separately if required (no extra charge).




2-Burner Gas Range		Art. No.	Price EUR
With CNS sliding grill / CE Id.-Nr. 0085 CN0056		800511	
Dimensions (LxDxH):	400 x 800 x 750 / 900 mm	Direct heat emission:	3,00 kW
Load:	12,0 kW natural gas E	Latent heat emission:	1,20 kW
		Steam emission:	1,76 kg / h

CNS cooking hob: 370 x 700 mm
 Heating zones: 1 x 5,0 kw / 1 x 7,0 kW

Accessories: 1 x Appliance connection (696439)

☞ **Nozzle kit for and natural gas LL has to be ordered separately if required (no extra charge).**




4-Burner Gas Range		Art. No.	Price EUR
With CNS sliding grill / CE Id.-Nr. 0085 CN0056		800945	
Dimensions (LxDxH):	800 x 800 x 750 / 900 mm	Direct heat emission:	6,00 kW
Load:	24.0 kW natural gas E	Latent heat emission:	2,40 kW
		Steam emission:	3,53 kg / h

CNS cooking hob: 2 x 370 x 700 mm
 Heating zones: 2 x 5,0 kw / 2 x 7,0 kW

Accessories: 1 x Appliance connection (696439)

☞ **Nozzle kit for and natural gas LL has to be ordered separately if required (no extra charge).**

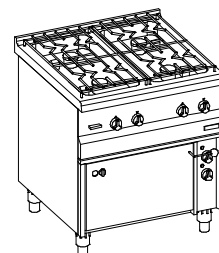


4-Burner Gas Range with Oven GN 1 1/2		Art. No.	Price EUR
With CNS sliding grill / CE Id.-Nr. 0085 CN0056		800740	
Dimensions (LxDxH):	800 x 800 x 750 / 900 mm	Direct heat emission:	7,61 kW
Load:	24.0 kW natural gas E/4,6 kW 400 V 3N	Latent heat emission:	3,14 kW
		Steam emission:	4,61 kg / h

CNS cooking hob: 2 x 370 x 700 mm
 Heating zones: 2 x 5,0 kw / 2 x 7,0 kW
 Interior of oven (LxDxH): 535 x 520 x 250 mm
 Load of oven: 4,6 kW

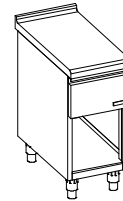
Accessories: 1 x Appliance connection (696439)
 1 x Enameled baking tray GN 1 1/2 (649 716)
 1 x Grill GN 1 1/2 made of CNS (281 131)

☞ **Nozzle kit for and natural gas LL has to be ordered separately if required (no extra charge).**



Infill table with drawer GN 1/1	Art. No. 829293	Price EUR
Dimensions (LxDxH): 400 x 800 x 750 / 900 mm		

Accessories: 1 x Appliance connection (696439)



Infill table 200 as installation compartment Removable front panel	Art. No. 889767	Price EUR
Dimensions (LxDxH): 200 x 640 / 800 x 750 mm		

- Worktop with device connection on the left and right side as well as centre bar, without feet
- Installation compartment without feet, optional foot pair with plastic feet (Art. No. 885559)

Infill table 400 as installation compartment Door hinged left	Art. No. 889769	Price EUR
Dimensions (LxDxH): 400 x 640 / 800 x 750 mm		

- Worktop with device connection on the left and right side as well as centre bar, without feet
- Rear wall open, with Cut-out in floor shelf and removable intermediate wall
- Installation compartment without feet, optional foot pair with plastic feet (Art. No. 885559)

Infill table 400 as installation compartment Door hinged right	Art. No. 889770	Price EUR
Dimensions (LxDxH): 400 x 640 / 800 x 750 mm		

Compare Art. No. 889769

Infill table 600 as installation compartment Door hinged left	Art. No. 889771	Price EUR
Dimensions (LxDxH): 600 x 640 / 800 x 750 mm		

Compare Art. No. 889769

Infill table 600 as installation compartment Door hinged right	Art. No. 889772	Price EUR
Dimensions (LxDxH): 600 x 640 / 800 x 750 mm		

Compare Art. No. 889769

Infill table with open base cabinet	Art. No.	Price EUR
Incl. shelf, 3-way height adjustable	885540	
Dimensions (LxDxH): 300 x 640 x 750 / 900 mm		

Accessories: 1 x Appliance connection (696439)

Infill table with open base cabinet	Art. No.	Price EUR
Incl. shelf, 3-way height adjustable	885542	
Dimensions (LxDxH): 400 x 640 x 750 / 900 mm		

Accessories: 1 x Appliance connection (696439)

Infill table with open base cabinet	Art. No.	Price EUR
Incl. shelf, 3-way height adjustable	885543	
Dimensions (LxDxH): 600 x 640 x 750 / 900 mm		

Accessories: 1 x Appliance connection (696439)

Infill table with open base cabinet	Art. No.	Price EUR
Incl. shelf, 3-way height adjustable	885544	
Dimensions (LxDxH): 800 x 640 x 750 / 900 mm		

Accessories: 1 x Appliance connection (696439)

Infill table with open base cabinet	Art. No.	Price EUR
Incl. shelf, 3-way height adjustable	885545	
Dimensions (LxDxH): 1000 x 640 x 750 / 900 mm		

Accessories: 1 x Appliance connection (696439)

Infill table with open base cabinet	Art. No.	Price EUR
Incl. shelf, 3-way height adjustable	885546	
Dimensions (LxDxH): 1200 x 640 x 750 / 900 mm		

Accessories: 1 x Appliance connection (696439)

Infill table with folding door	Art. No.	Price EUR
Incl. shelf, 3-way height adjustable / door hinging left	885547	
Dimensions (LxDxH): 400 x 640 x 750 / 900 mm		

Accessories: 1 x Appliance connection (696439)

Infill table with folding door	Art. No.	Price EUR
Incl. shelf, 3-way height adjustable / door hinging right	885548	
Dimensions (LxDxH): 400 x 640 x 750 / 900 mm		

Accessories: 1 x Appliance connection (696439)

Infill table with folding door	Art. No.	Price EUR
Incl. shelf, 3-way height adjustable / door hinging left	885549	
Dimensions (LxDxH): 600 x 640 x 750 / 900 mm		

Accessories: 1 x Appliance connection (696439)

Infill table with folding door	Art. No.	Price EUR
Incl. shelf, 3-way height adjustable / door hinging right	885550	
Dimensions (LxDxH): 600 x 640 x 750 / 900 mm		

Accessories: 1 x Appliance connection (696439)

Infill table with folding doors	Art. No.	Price EUR
Incl. shelf, 3-way height adjustable / door hinging left	885551	
Dimensions (LxDxH): 800 x 640 x 750 / 900 mm		

Accessories: 1 x Appliance connection (696439)

Infill table with 2 drawers	Art. No.	Price EUR
Special drawer for bottles und spices / Drawers depth (from top to bottom) 150/200 mm	885552	
Dimensions (LxDxH): 200 x 640 x 750 / 900 mm		

Accessories: 1 x Appliance connection (696439)

Infill table with 2 drawers	Art. No.	Price EUR
Drawers depth (from top to bottom) 150/200 mm	885553	
Dimensions (LxDxH): 400 x 640 x 750 / 900 mm		

Accessories: 1 x Appliance connection (696439)

Infill table with 3 drawers	Art. No.	Price EUR
Drawers depth (from top to bottom) 150/150/150 mm	885554	
Dimensions (LxDxH): 400 x 640 x 750 / 900 mm		

Accessories: 1 x Appliance connection (696439)

Infill table with 7 supports for GN 1/1	Art. No.	Price EUR
7 GN-supports to insert GN 1/1 trays and containers	885555	
Dimensions (LxDxH): 400 x 640 x 750 / 900 mm		

Accessories: 1 x Appliance connection (696439)

Infill table as heated cabinet with folding doors	Art. No.	Price EUR
Temperature regulation up to 85 degree celsius / incl. shelf / door hinging left and right	885556	
Dimensions (LxDxH): 800 x 640 x 750 / 900 mm		

Accessories: 1 x Appliance connection (696439)

Infill table as heated cabinet with sliding doors	Art. No.	Price EUR
Temperature regulation up to 85 degree celsius / incl. shelf	885557	
Dimensions (LxDxH): 800 x 640 x 750 / 900 mm		

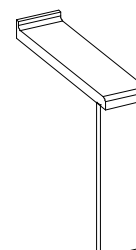
Accessories: 1 x Appliance connection (696439)



Feet (2 pieces) on cross member, Height 150 mm	Art. No.	Price EUR
Depth 640 mm	885559	

Rear panel, removable	Art. No.	Price EUR
for work plate Art. No. APIB (for line assembly)	835676	
Dimensions (LxD): 200 x 700 mm		

Work plate	Art. No.	Price EUR
with front panel	APIB010280	
Dimensions (LxDxH): 200 x 800 x 750 mm		


Accessories: 1 x Appliance connection (696439)

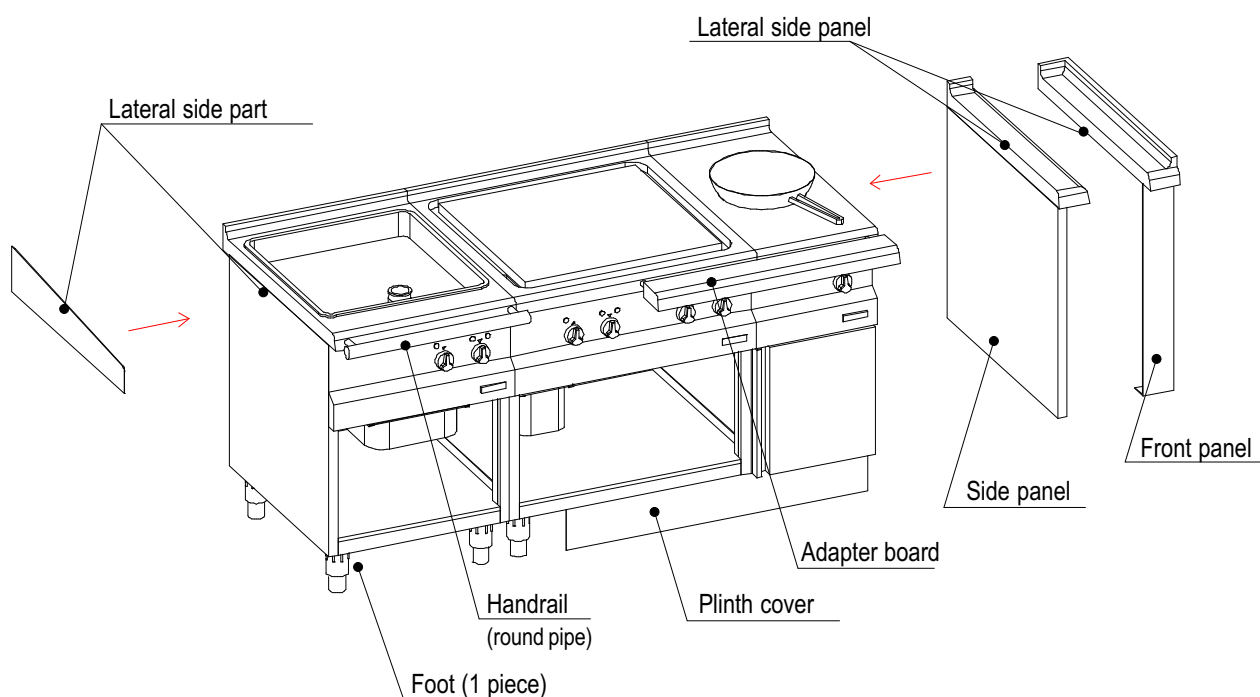


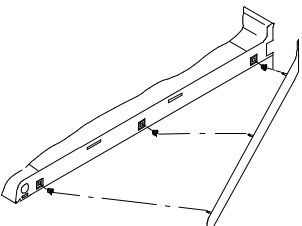
Accessories Deep Fat Fryer	Art. No.	Price EUR
Rear bracket including installation at our factory	EHB621757	
Frying basket Dimensions (LxDxH): 200 x 290 x 120 mm	271586	
1/2 Frying basket Dimensions (LxDxH): 95 x 285 x 120 mm	275166	
Portion basket Dimensions (LxDxH): 180 x 120 x 120 mm	374512	
Optional Equipment Fat-Filter-Pump System	Art. No.	Price EUR
Fat-filter-pump system for single-pan deep-fat fryer with container and filter	FFPS1	
Fat-filter-pump system for dual-pan deep-fat fryer with container and filter	FFPS2	
 In case of using a fat-filter-pump system each deep-fat fryer a folding door (page 50) is required.		
Accessories Chip Scuttle	Art. No.	Price EUR
GN 1/1 container 200 mm deep	244414	
Perforated GN 1/1 insert 200 mm deep	715808	
Perforated GN 1/1 insert, 2 compartements 200 mm deep	720739	
Accessories Cooker	Art. No.	Price EUR
GN 1/3 container - 200 mm deep perforated on 4 sides and bottom Ø 4 mm, folding handles	609935	
GN-P 1/3 container - 200 mm deep perforated Ø 3 mm (suitable for the preparation of rice), folding handles	649732	
GN 1/2 container - 200 mm deep perforated on 4 sides and bottom Ø 4 mm, folding handles	609862	
Pasta basket, round Ø 170 mm	628042	
Pasta basket, round Ø 135 mm	628050	
Sieve, perforated, GN 1/1 with handles	648019	
Compartement insert - for 6 compartements	930695	

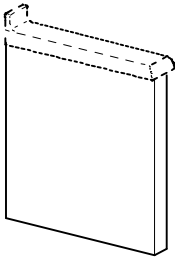
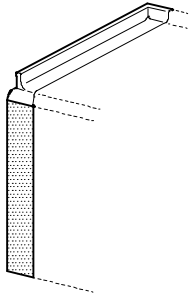
Accessories Pasta Cooker	Art. No.	Price EUR
Pasta basket with handle and rear bracket for automatic lifting basket 280 x 200 x 200/300 mm	953431	
Pasta basket with handle and rear bracket for automatic lifting basket 130 x 185 x 200/300 mm	955965	
Single basket with handle 85 x 160 x 200/320 mm	956457	
Single basket with handle (suitable 2 pieces for Art. No. 879118) 80 x 115 x 200/320 mm	879117	
Single basket <u>without</u> handle, with rear bracket for automatic lifting basket 130 x 185 x 200 mm	879118	
Accessories Kettle	Art. No.	Price EUR
Cooking insert, 2 parts, 2 section, perforation 8 mm Dimensions: Ø 565 - 300 mm high	690554	
Cooking insert, 2 parts, 2 sections, perforation 2,5 mm Dimensions: Ø 565 - 300 mm high	690562	
1 pair of lifting hooks for cooking inserts	750867	
1 ring support for cooking inserts	690546	
Accessories Steak grill	Art. No.	Price EUR
Cleaning scraper	051144	
Accessories Pan / Grill Pan / Griddle Plate / Gas Pan / Gas Grill Pan	Art. No.	Price EUR
GN 1/1 container - 100 mm deep / folding handles	609773	
Cover for GN 1/1 - container with cut-out for GN 1/3 container	615196	
GN 1/3 container - 100 mm deep, perforated (GN collecting container)	367826	
Cover for 400	502685	
Cover for 600	502693	
Cover for 800	892563	
Care emulsion	883277	
Splash guard 400	628085	
Splash guard 600	628093	
Splash guard 800	881111	
Cleaning brush	614319	
Spatula	647187	

Accessories CNS Range	Art. No.	Price EUR
Splash guard for CNS Range 600	690503	
Splash guard for CNS Range 800	690511	
Accessories Induction Wok	Art. No.	Price EUR
Wok Pan Ø 295 mm (included as standard equipment)	692859	
Accessories Baking Oven	Art. No.	Price EUR
Grill GN 1 1/2 made of CNS	281131	
Enameled baking tray GN 1 1/2	649716	
Accessories Gas Appliances	Art. No.	Price EUR
Nozzle kit for natural gas LL / for 2-Burner Gas Range	699187	-
Nozzle kit for natural gas LL / for 4-Burner Gas Range	699195	-
Nozzle kit for natural gas LL / for Gas Pan 600 and Gas Grill Pan 600	846805	-
Nozzle kit for natural gas LL / for Gas Hot Plate 800	858587	-
Nozzle kit for natural gas LL / for Gas Grill a. Gas Lava Stone Grill 800	939749	-
Flexible stainless steel hose W.1.4541 DN12, Length: 2000 mm	730327	

Accessories for infill table as installation compartment and hinged door		Art. No.	Price EUR
	Terminal box Dimensions (LxDxH): 300 x 300 x 130 mm For 9 cables Connections for energy management system	909548	



Lateral side part	Art. No.	Price EUR
 <p>Depth 800 mm</p>	Lateral side part, left	539589
	Lateral side part, right	539597
	Lateral side part, left for Ceramic and Induction Ranges	808970
	Lateral side part, right for Ceramic and Induction Ranges	808989
	Lateral side part, left folding up, 35 mm high	680818
	Lateral side part, right folding up, 35 mm high	680826
	Lateral side part, left for Ceramic and Induction Ranges folding up, 35 mm high	890079
	Lateral side part, right for Ceramic and Induction Ranges folding up, 35 mm high	890077
	Lateral side part, left folding up, 40 / 100 mm high	680710
Lateral side part, right folding up, 40 / 100 mm high	680729	

Side panel		Art. No.	Price EUR
	Lateral side panel, 100 mm, left radius design, folding down, appliance connection included	528277	
	Lateral side panel, 100 mm, right radius design, folding down, appliance connection included	528285	
	Side panel Dimensions (LxDxH): 32 x 785 x 700 mm Side panel only in connection with Lateral side panel.	660337	
	Lateral side panel, 100 mm, left radius design, folding up, appliance connection included	608262	
	Lateral side panel, 100 mm, right radius design, folding up, appliance connection included	608270	
	Front panel Dimensions (WxH): 100 x 700 mm	679682	

Folding door	Art. No.	Price EUR
Folding door Depth 400 mm / Door hinging right	MTF830577	
Folding door Depth 400 mm / Door hinging left	MTF830690	
Folding door Depth 600 mm / Door hinging right	MTF830585	
Folding door Depth 600 mm / Door hinging left	MTF830682	

Optional feature - Mobile Base Cabinet	Art. No.	Preis EUR
Optional feature "mobile", with steering rollers, for base cabinet of 600 mm length rollers Ø 125 mm, cable suspension included	ZFFL06	
Optional feature "mobile", with steering rollers, for base cabinet of 800 mm length rollers Ø 125 mm, cable suspension included	ZFFL08	

Connecting plug and cable	Art. No.	Preis EUR
Connecting plug, cable 3000 mm included surcharge per appliance	ASTK3	

Adapter board						
Illustration	Depth 150 mm			Depth 200 mm		
	Length	Art. No.	Price EUR	Length	Art. No.	Price EUR
	400	ZAVB0415		400	ZAVB0420	
	600	ZAVB0615		600	ZAVB0620	
	800	ZAVB0815		800	ZAVB0820	
	1000	ZAVB1015		1000	ZAVB1020	
	1200	ZAVB1215		1200	ZAVB1220	
	1400	ZAVB1415		1400	ZAVB1420	
	1600	ZAVB1615		1600	ZAVB1620	
	1800	ZAVB1815		1800	ZAVB1820	
	2000	ZAVB2015		2000	ZAVB2020	
	2200	ZAVB2215		2200	ZAVB2220	
	2400	ZAVB2415		2400	ZAVB2420	
	2600	ZAVB2615		2600	ZAVB2620	
	2800	ZAVB2815		2800	ZAVB2820	
	3000	ZAVB3015		3000	ZAVB3020	
	3200	ZAVB3215		3200	ZAVB3220	
	3400	ZAVB3415		3400	ZAVB3420	
	3600	ZAVB3615		3600	ZAVB3620	

Handrail	Art. No.	Price EUR
Handrail (round pipe) Ø 40 mm / Total Length 100 mm with protective cap Basic price (up to 1000 mm in length)	ZFHLGP	
Extra charge per running metre (of more than 1000 mm in length)	ZFHLLFM	

☞ When choosing the version with adapter board or handrail for thermal components and work tops, additional handles for swivel fixture have to be ordered

Foot	Art. No.	Price EUR
Foot (1 piece), height 200 mm - for working height 950 mm	707414	

Energy management system / Plinth panel / Appliance connection	Art. No.	Price EUR
Preparation for connection to an energy management system extra charge per appliance	AEOFL	
Plinth panel as visual protection / 150 mm high / installation not included	EUSK	per running metre
Plinth frame up to depth 800 / 838 mm Stainless steel 1,5 mm with reinforcing sections / height 150 mm	EUSR	Per running metre of the longest side
Appliance connection 1 piece per unit as standard included	696439	

Support for mixer

- for installation into worktops of 200 or 400 mm Length or into central cover of 240 mm Length

Description	Art. No.	Price EUR
Support for mixer, socket and mixing tap consisting of: 1x column 150 x 150 x 250 / 740 mm 1x socket 230 V 1x bracket for mixer and cup (incl. cup) 1x connection for mixing tap 1x KWC-one lever mixing tap 2/4" with drip-stop Height 490 mm, spout projection 300 mm	SMS1000	
Support for mixer, socket and mixing tap consisting of: 1x column 150 x 150 x 250 / 740 mm 2x socket 230 V 2x bracket for mixing tap (incl. cup) 1x connection for mixing tap 1x KWC-one lever mixing tap 2/4" with drip-stop Height 490 mm, spout projection 300 mm	SMS2000	

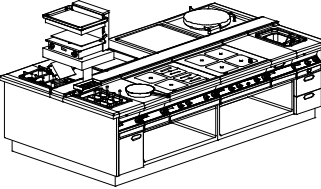
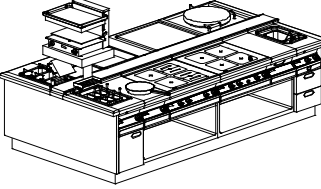
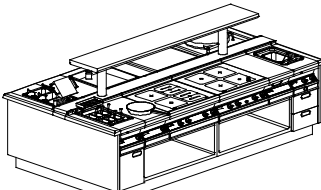
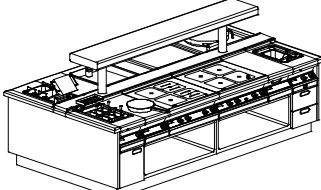


Illustration
Type SMS2000

- ☞ For installation into worktops of 200 or 400 mm or into central cover of 140 mm Length

Description	Art. No.	Price EUR
Support for mixer and socket consisting of: 1x column 150 x 150 x 250 mm 2x socket 230 V 2x bracket for mixer and cup (incl. cup)	SMS3	

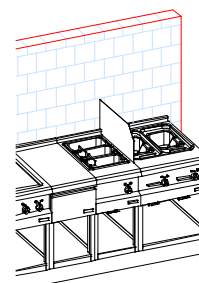
Description	Art. No.	Price EUR
Support for mixer for installation on upper shelf for Salamander 1x bracket for mixer and cup (incl. cup)	MBH1	

Board on Column	Art. No.	Price EUR
	<p>Salamander shelf Placed on work top 200 mm or Middle cover ZMMA24</p> <p>Dimension of Board (LxDxH): 520 x 500 x 100 mm Column Ø 102 mm / Height 400 mm Total height: 500 mm</p>	<p>ODBS50</p>
	<p>Salamander shelf - square column Placed on work top 200 mm or Middle cover ZMMA24</p> <p>Dimension of Board (LxDxH): 520 x 500 x 100 mm Square column with (LxDxH): 100 x 100 x 400 mm Total height: 500 mm</p>	<p>ODBS50-Q</p>
	<p>Board on column Placed on Middle cover ZMMA24</p> <p>Board Height: 50 mm / Total height 450 mm Depth: 450 mm - all sides folding down - radiused lower longitudinal sides - bottom side closed</p> <p>Column - round pipe Ø 102 mm Boards of >2600 mm require 3 columns</p> <p>Column - Square pipe 100 mm x 100 mm Boards of >2600 mm require 3 columns</p>	<p>EOBS1</p> <p>price per running metre</p> <p>EOSR</p> <p>price per column</p> <p>EOSV</p> <p>price per column</p>
	<p>Board on column Placed on Middle cover ZMMA24</p> <p>Board Height: 100 mm / Total height 500 mm Depth: 450 mm - all sides folding down - radiused on longitudinal sides - bottom side closed</p> <p>Column - round pipe Ø 102 mm Boards of >2600 mm require 3 columns</p> <p>Column - Square pipe 100 mm x 100 mm Boards of >2600 mm require 3 columns</p>	<p>EOBS2</p> <p>price per running metre</p> <p>EOSR</p> <p>price per column</p> <p>EOSV</p> <p>price per column</p>

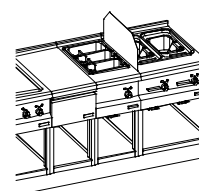
Splash guard

Note for splash guard and partition wall: an installed splash guard / partition wall for deep fat fryers is according to DGUV 110-003 necessary for safety reasons if the distance between the deep fat fryer and water of any kind is less than 800 mm.

Item	Art. No.	Product code	Price EUR
Splash guard - for mounting on worktop and wall - bevelled of front side			
Dimensions: 2 x 670 x 350 mm	878659	SS-TOP-670	
Dimensions: 2 x 770 x 350 mm	878660	SS-TOP-770	



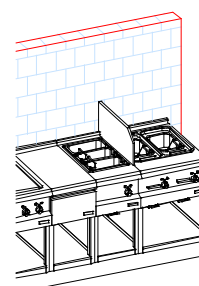
Item	Art. No.	Product code	Price EUR
Splash guard - for mounting on worktop - bevelled of front and rear side			
Dimensions: 2 x 650 x 350 mm	878661	SS-TG-650	
Dimensions: 2 x 750 x 350 mm	879236	SS-TG-750	

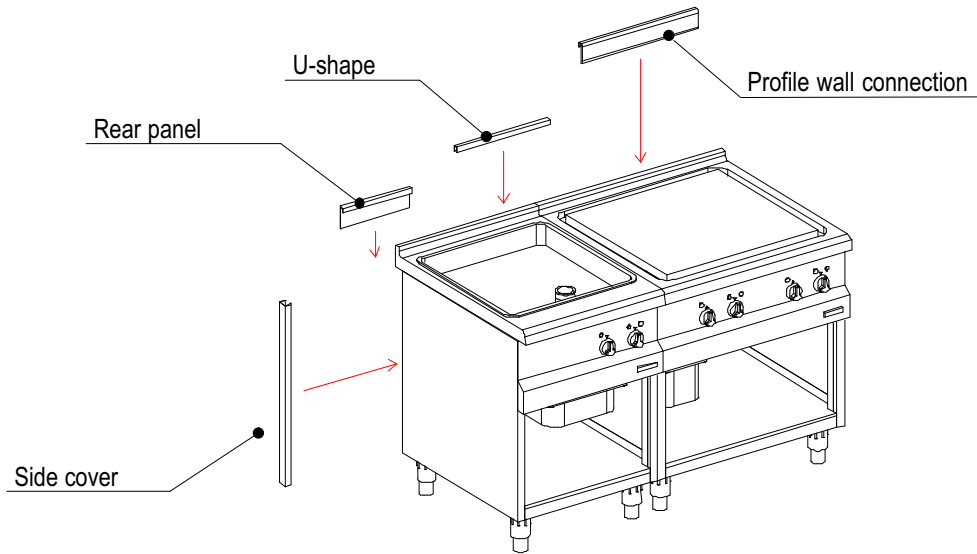


Partition wall

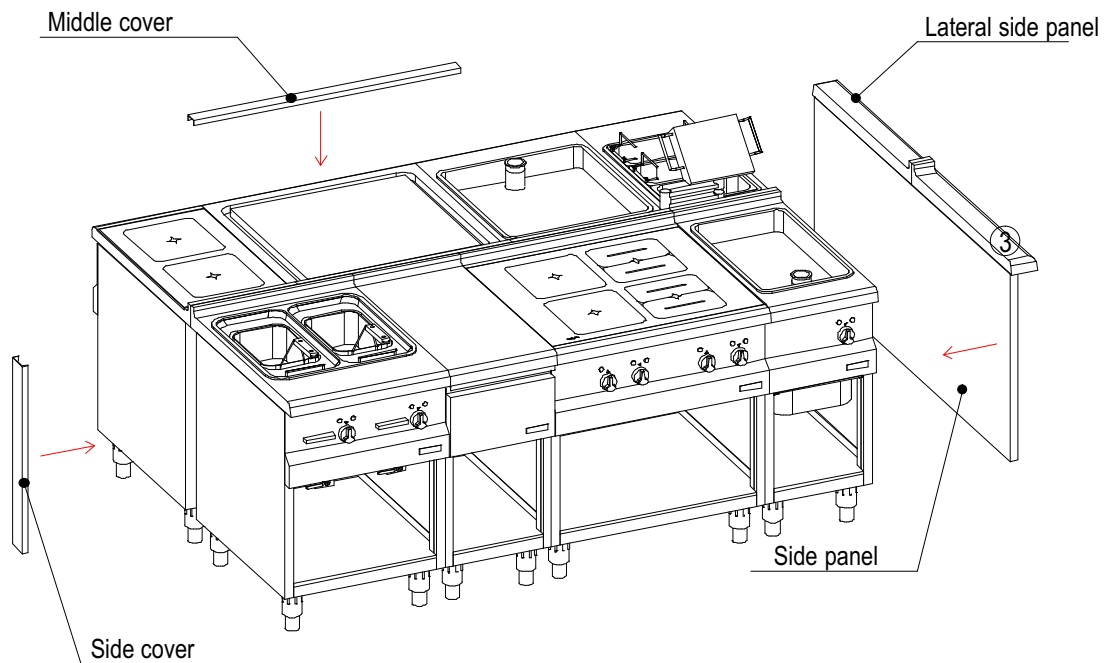
Note for splash guard and partition wall: an installed splash guard / partition wall for deep fat fryers is according to DGUV 110-003 necessary for safety reasons if the distance between the deep fat fryer and water of any kind is less than 800 mm.

Item	Art. No.	Product code	Price EUR
Partition wall - for mounting on worktop and wall - bevelled of front side			
Dimensions: 20 x 670 x 350 mm	878662	TW-TOP-670	
Dimensions: 20 x 770 x 350 mm	878663	TW-TOP-770	



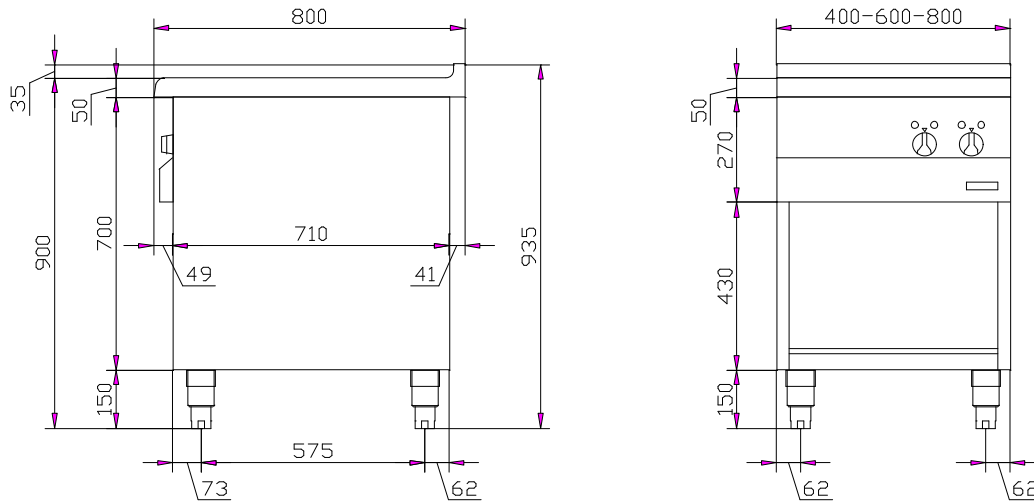


Accessories Line Assembly	Art. No.	Price EUR
Side cover for wall assembly U-shape 41 x 700 mm	ZFK1	
Rear panel for line assembly Extra charge per running metre	ZFRP	
U-shape to cover the radius (folding up) / extra charge per running metre	ZMWU	
Profile wall connection, height: 65 mm as an additional folding up at the back / extra charge per running metre	ZMWP01	
Profile wall connection, height: 265 mm as an additional folding up at the back / extra charge per running metre	ZMWP02	
Profile wall connection, height: 65 - 265 mm as an additional folding up at the back / extra charge per running metre	ZMWP03	
Extra charge for Profile wall connection closed on 1 side Price per side	ZMWPG	
Rear panel to suspend from the folding up / extra charge per running metre	ZMWR1	

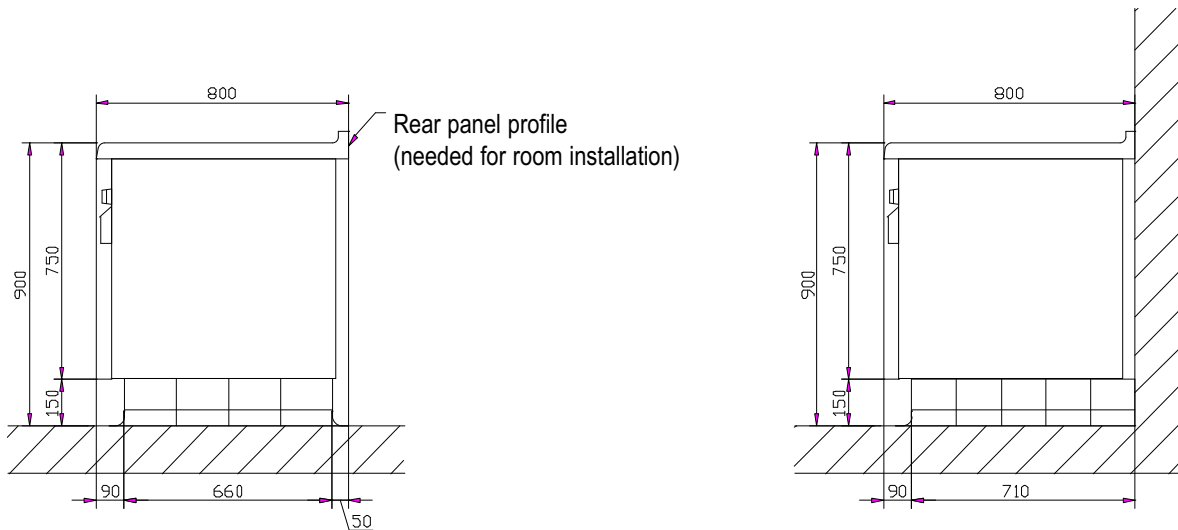


Accessories Block Assembly	Art. No.	Price EUR
Side cover U-shape 82 x 700 mm (standard)	ZFK2	
Side cover U-shape 182 x 700 mm (when using the middle cover ZMMA14)	ZFK3	
Side cover U-shape 282 x 700 mm (when using the middle cover ZMMA24)	ZFK4	
Middle cover, depth 40 mm Extra charge per running metre	ZMMA04	
Middle cover, depth 140 mm (Depth of kitchen block 1700 mm) Extra charge per running metre	ZMMA14	
Middle cover, depth 240 mm (Depth of kitchen block 1800 mm) Extra charge per running metre	ZMMA24	
Side panel for block assembly (Depth of kitchen block 1600 mm) Dimensions (LxDxH): 32 x 1570 x 700 mm only usable when using lateral side panels	662089	
Side panel for block assembly (Depth of kitchen block 1700 mm) Dimensions (LxDxH): 32 x 1670 x 700 mm only usable when using lateral side panels	662097	
Side panel for block assembly (Depth of kitchen block 1800 mm) Dimensions (LxDxH): 32 x 1770 x 700 mm only usable when using lateral side panels	662100	

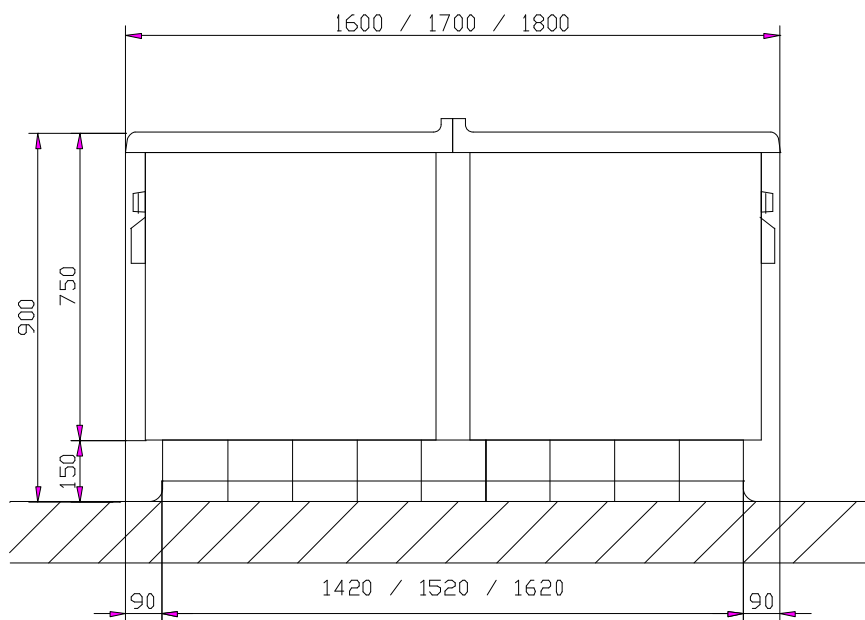
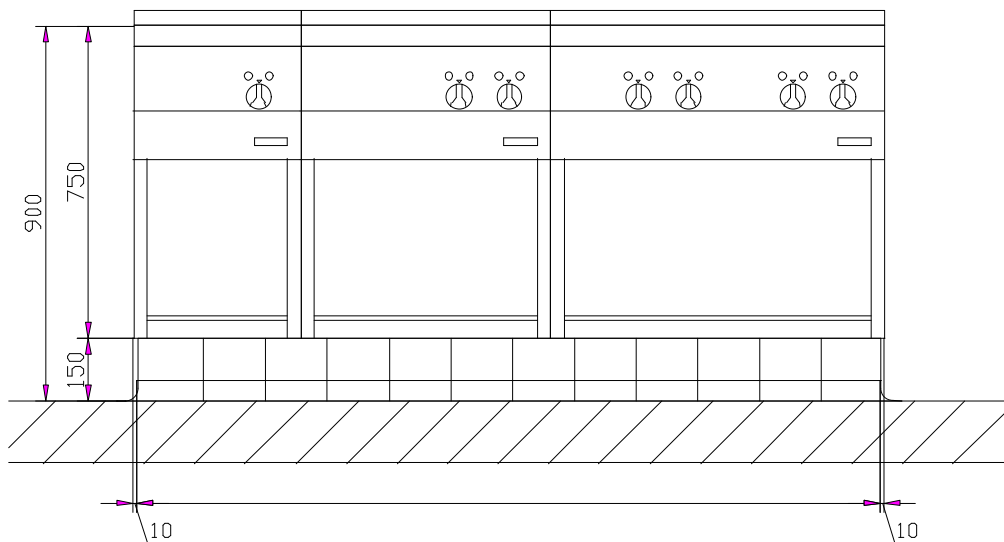
Measures for installation on feet



Measures for installation on plinth

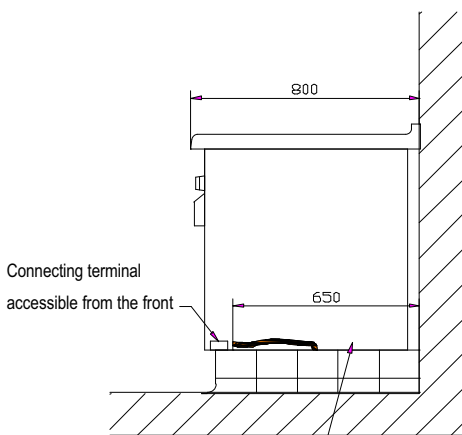


Measures for block installation



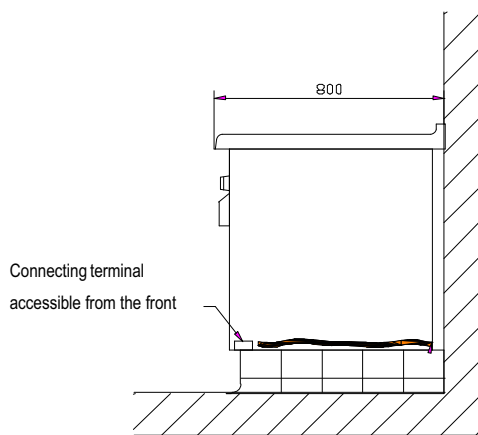
Measures for installation

Connecting line in the floor
(not for appliances with baking-oven)



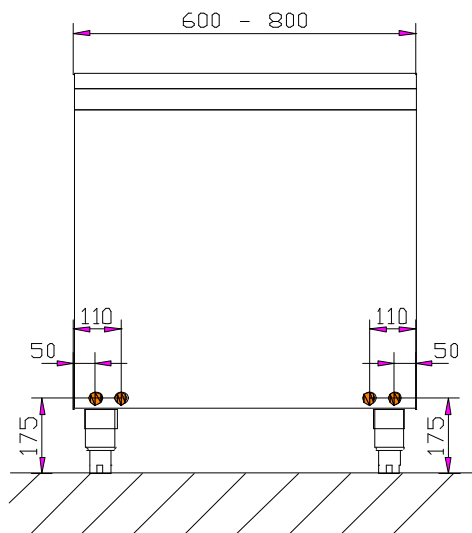
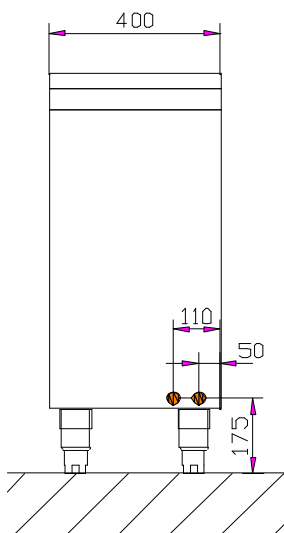
Free space in the floor for connecting line

Connecting line through gap in the rear panel

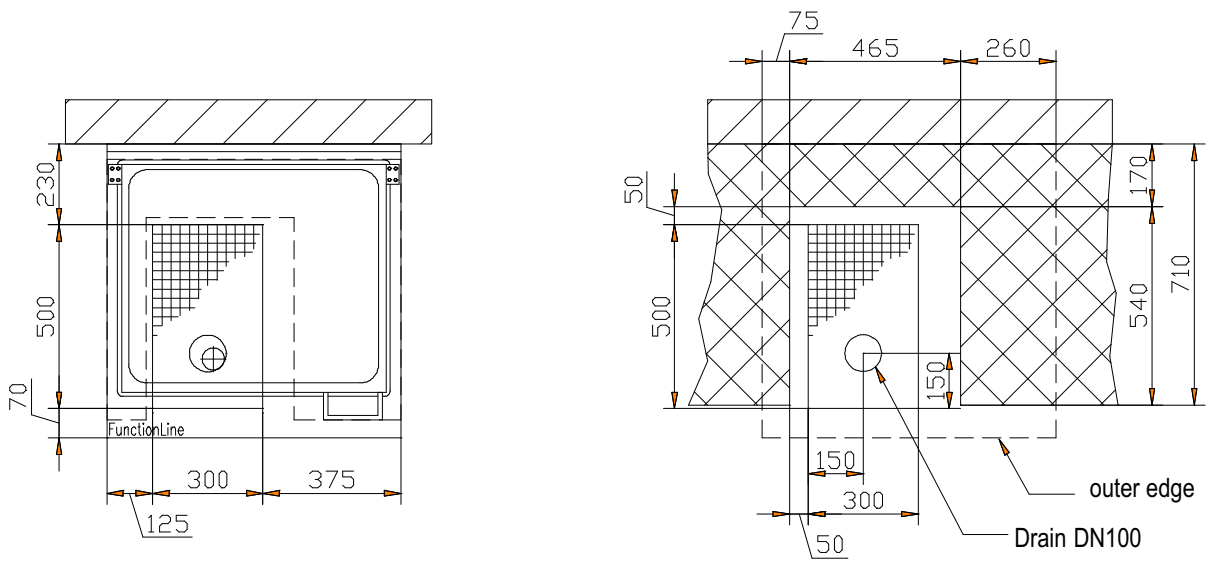


Stamping out in rear panel for connecting line

Stamping out in rear panel for installation



Measures for installation & plinth Pan 800 Plus



Heat Emission - Electric						
Designation	Art. No.	Length	kW	Heat emission kW		Steam emission
				direct	latent	
Single-Pan Deep Fat Fryer	829196 880071 880060 880155 884863 884864 880061 880156 880062 880157	400 mm	8,0	0,72	5,60	8,24 kg/h
Dual-Pan Deep Fat Fryer	829218 880070 880063 880162 884865 884866 880064 880163 880065 880164	600 mm	2x 8,0	1,44	11,20	16,48 kg/h
Chip Scuttle GN 1/1	829226	400 mm	0,6	0,08	0,12	
Bain-Marie GN 1/1	829153	400 mm	2,0	0,25	0,40	0,59 kg/h
Bain-Marie GN 1/1 with water supply	879894	400 mm	2,0	0,25	0,40	0,59 kg/h
Bain-Marie GN 2/1	829188	800 mm	4,0	0,50	0,80	1,18 kg/h
Bain-Marie GN 2/1 with water supply	879895	800 mm	4,0	0,50	0,80	1,18 kg/h
Vario Cooker GN 1/1	828874	400 mm	7,0	0,86	1,40	2,06 kg/h
Vario Cooker GN 1/1 with manual water supply	892401	400 mm	7,0	0,86	1,40	2,06 kg/h
Vario Cooker GN 1/1 with electric heater	828882	400 mm	7,6	0,95	1,52	2,23 kg/h
Pasta Cooker GN 1/1 with water downwards drain	949957	400 mm	7,0	0,86	1,40	2,06 kg/h
Pasta Cooker GN 1/1 with fixed waste water connection	949965	400 mm	7,0	0,86	1,40	2,06 kg/h

Heat Emission - Electric						
Designation	Art. No.	Length	kW	Heat emission kW		Steam emission
				direct	latent	
Pasta Cooker GN 1/1 with 2 automatic lifting baskets	956899	600 mm	7,0	0,86	1,40	2,06 kg/h
Pasta Cooker GN 1/1 with 4 automatic lifting baskets	956902	600 mm	7,0	0,86	1,40	2,06 kg/h
Pan 400 with 1 heating zone and copper plate	829129	400 mm	4,8	1,27	1,54	2,26 kg/h
Pan 600 with 2 heating zones and copper plate	829145	600 mm	7,0	1,85	2,24	3,29 kg/h
Pan 800 with 3 heating zones and copper core	879140	800 mm	10,5	2,77	3,36	4,93 kg/h
Pan 800 with 3 heating zones and steel core	880125	800 mm	10,5	2,77	3,36	4,93 kg/h
Grill Pan 600	829307	600 mm	10,0	3,30	4,00	5,88 kg/h
Pan M	882739	600 mm	10,0	2,64	3,20	4,70 kg/h
Pan 800 plus	941646	800 mm	13,5	3,56	4,32	6,35 kg/h
Pan 800 plus W	942251	800 mm	13,5	3,56	4,32	6,35 kg/h
Kettle	880780	800 mm	18,6	0,65	3,72	5,47 kg/h
Griddle Plate 400	882757	400 mm	4,8	1,58	2,08	2,26 kg/h
Griddle Plate 600	882862	600 mm	7,0	2,31	3,92	4,11 kg/h
Steak grill 400	884491	400 mm	3,6	1,19	1,44	2,12 kg/h
Steak grill 600	884492	600 mm	5,0	1,68	2,04	3,00 kg/h
Steak grill 800	888578	800 mm	8,3	2,82	3,40	5,04 kg/h
Hot Plate 600	832200	600 mm	7,0	1,82	0,73	1,08 kg/h
Hot Plate 800	832219	800 mm	2x 7,0	3,64	1,46	2,16 kg/h
Hot Plate 800 with baking oven	833134	800 mm	2x 7,0 4,6	5,25	2,20	3,24 kg/h
CNS Range 600	829234	600 mm	7,0	1,40	0,56	0,83 kg/h
CNS Range 800	829242	800 mm	2x 7,0	2,80	1,12	1,65 kg/h
CNS Range 800 with baking oven	833126	800 mm	2x 7,0 4,6	4,41	1,86	2,37 kg/h
Ceramic Range 400	829250	400 mm	7,0	1,40	0,56	0,83 kg/h

Heat Emission - Electric						
Designation	Art. No.	Length	kW	Heat emission kW		Steam emission
				direct	latent	
Ceramic Range 800	829269	800 mm	2x 7,0	2,80	1,12	1,65 kg/h
Ceramic Range 800 with baking oven	833142	800 mm	2x 7,0 4,6	4,41	1,86	2,37 kg/h
Induction Pan 600	876491	600 mm	8,0	1,85	2,24	3,29 kg/h
Induction Range 400	877567	400 mm	10,0	0,70	0,28	0,41 kg/h
Induction Range 400 plus	882455	400 mm	14,0	0,98	0,39	0,58 kg/h
Induction Range 800	877568	800 mm	20,0	1,40	0,56	0,83 kg/h
Induction Range 800 plus	877570	800 mm	10,0+ 14,0	1,68	0,67	0,99 kg/h
Induction Range 800 duo plus	888931	800 mm	2x 14,0	1,96	0,78	1,16 kg/h
Induction Range 800 crosswise	877571	800 mm	10,0	0,70	0,28	0,41 kg/h
Induction Wok	877572	400 mm	5,0	0,20	0,08	0,12 kg/h

Heat Emission - Gas						
Designation	Art. No.	Length	kW	Heat emission kW		Steam emission
				direct	latent	
Gas Pan 600	836656	600 mm	10,0	3,50	4,00	5,88 kg/h
Gas Grill Pan 600	884505	600 mm	10,0	3,50	4,00	5,88 kg/h
Gas Hot Plate 800	836737	800 mm	12,0	3,84	1,56	2,29 kg/h
Gas Grill	886841	600 mm	10,3	3,61	4,12	6,06 kg/h
Gas Lava Stone Grill	886842	600 mm	10,3	3,61	4,12	6,06 kg/h
2-Burner Gas Range	800511	400 mm	12,0	3,00	1,20	1,76 kg/h
4-Burner Gas Range	800945	800 mm	24,0	6,00	2,40	3,53 kg/h
4-Burner Gas Range with baking oven	800740	800 mm	24,0 4,6	7,61	3,14	4,61 kg/h

Heat Emission - Infill tables as heated cabinet						
Designation	Art. No.	Length	kW	Heat emission kW		
				direct	latent	
Heated cabinet with folding doors	FL-ELUWF0864	800 mm	1,55	0,53		
Heated cabinet with sliding doors	FL-ELUWT1264	1200 mm	1,55	0,53		

All listed values are middle values and refer to normal operation. Calculated in accordance with VDI 2052 04/2006.



PALUX Aktiengesellschaft
Wilhelm-Frank-Straße 36
97980 Bad Mergentheim
GERMANY
Telephone: +49 7931 55 0
Telefax: +49 7931 55 88600
Internet: www.palux.de
E-Mail: info@palux.de
Art. No. 723339 / 24.01.2023

PALUX

Das gibt Freiheit